



TOYOTA

LEAD THE WAY



HILUX

**FUTURE
PROOF.
FUTURE
TOUGH.**



ACCESSORISED VEHICLE SHOWN

2.8 GD-6 4x4 Raider 6AT

FUTURE PROOF. FUTURE TOUGH.

The new Hilux is for those who are ready to take on the challenge of life – the bakkie for those who don't let fear decide their future, who succeed not out of luck, but because they are determined to. For those who don't wait for opportunity, they create it.

And as today's challenges evolve into the opportunities of tomorrow, so does the Hilux. With a formidable new design, featuring a more aggressive grille and front bumper that accentuates its bold, masculine

lines, the Hilux will leave an impression no matter what the future holds. Powerful yet efficient engines and the choice of a five- or six-speed manual or six-speed automatic transmission, combined with a rigid, robust ladder-frame chassis, ensure the legacy of tougher-er continues.

Four new models have been introduced to the Hilux Double Cab range, giving you a total of 13 models to choose from, so you can be sure that there's a Hilux to suit your needs.

S Models

- 2.7 VVTi Raised Body S 5MT - **NEW**
- 2.4 GD-6 Raised Body S 6MT - **NEW**

SR Models

- 2.4 GD-6 Raised Body SR 6MT - **NEW**
- 2.4 GD-6 4x4 SR 6MT

SRX Models

- 2.4 GD-6 Raised Body SRX 6MT
- 2.4 GD-6 Raised Body SRX 6AT - **NEW**
- 2.4 GD-6 4x4 SRX 6MT
- 2.4 GD-6 4x4 SRX 6AT

Raider Models

- 2.8 GD-6 Raised Body Raider 6MT
- 2.8 GD-6 Raised Body Raider 6AT
- 2.8 GD-6 4x4 Raider 6MT
- 2.8 GD-6 4x4 Raider 6AT
- 4.0 V6 4x4 Raider 6AT

THE HILUX IS MADE TO TAKE ON THE TOUGHEST CHALLENGES WITH POWERFUL TORQUE, MAXIMUM DRIVING ENJOYMENT, ABSOLUTE COMFORT AND LEGENDARY OFF-ROAD ABILITY. THE HILUX SETS THE BAR FOR GENERATIONS TO COME.

2.8 GD-6 4x4 Raider 6AT



ACCESSORISED VEHICLE SHOWN

ACCESSORISED VEHICLE SHOWN

THE POWER OF TOUGHER-ER

WITH A CHOICE OF TWO PETROL OR ELEVEN TURBODIESEL MODELS OFFERING MAXIMUM MUSCLE, ALWAYS-ON TORQUE AND THE OPTION OF 4X2 OR 4X4 DRIVETRAINS, THE HILUX ENSURES COMFORTABLE OFF-ROAD HANDLING, SURE-FOOTED ACCELERATION AND BETTER FUEL CONSUMPTION SO THAT NO MATTER WHAT IS AROUND THE CORNER OR OVER THE HILL, YOU'VE GOT THIS.

ACCESSORISED VEHICLE SHOWN



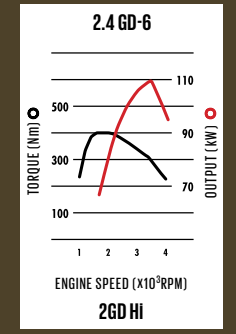
2.8 GD-6 Raised Body Raider GAT

THE POWER OF TOUGH-ER

WITH A CHOICE OF TWO PETROL OR ELEVEN TURBODIESEL MODELS OFFERING MAXIMUM MUSCLE, ALWAYS-ON TORQUE AND THE OPTION OF 4X2 OR 4X4 DRIVETRAINS, THE HILUX ENSURES COMFORTABLE OFF-ROAD HANDLING, SURE-FOOTED ACCELERATION AND BETTER FUEL CONSUMPTION SO THAT NO MATTER WHAT IS AROUND THE CORNER OR OVER THE HILL, YOU'VE GOT THIS.

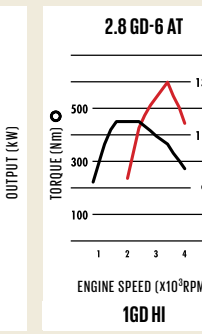
ACCESSORISED VEHICLE SHOWN

DIESEL ENGINES



2.4GD-6

The 2.4 GD-6 turbodiesel engine produces 110 kW of power at 3400 r/min and 400 Nm of torque at 1600-2000 r/min, providing maximum punch and optimal fuel efficiency.



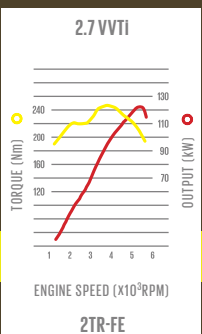
2.8GD-6

The 2.8 GD-6 turbodiesel engine offers torque of 420 Nm at 1400-2600 r/min when fitted with a manual transmission - ideal for overtaking or towing. Things are even better with the automatic transmission: the 2.8 GD-6 engine offers 450 Nm at 1600-2400 r/min, while power is at 130 kW @ 3400 r/min for both transmissions.



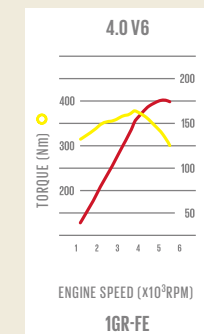
2.8 GD-6 Raised Body Raider 6AT

PETROL ENGINES



2.7VVTi

In the 2.7 VVTi 4-cylinder petrol engine, power is rated at 122 kW @ 5200 r/min and a peak torque of 245 Nm is delivered at 4000 r/min.



4.0V6

The robust 4.0 V6 petrol engine produces a prodigious 175 kW of power @ 5200 r/min and torque of 376 Nm @ 3800 r/min.

DRIVE MODE SELECT

We face new challenges every day, both off-road and on, and this is a vehicle that can effortlessly adapt to any situation so that you're always in control.


The Drive Mode Select switch allows the driver to select a preferred drive mode for various conditions.

ECO DRIVE MODE

Simply activate the switch for a more relaxed drive. Eco Drive softens acceleration input and uses less power and therefore less fuel.

POWER DRIVE MODE

This option delivers a more aggressive, engaged drive by sharpening the throttle response.



ACCESSORISED VEHICLE SHOWN

2.8 GD-6 Raised Body Raider SAT



INTELLIGENT MANUAL TRANSMISSION (IMT)*

A world first for a pick-up truck, iMT was developed to optimise the engine's abundance of torque. The slick-shifting manual transmission puts the power at your fingertips, no matter the road surface or the speed. Your moves are anticipated and responded to intelligently: the engine speed is matched to the transmission speed, resulting in smooth gear changes with minimal disruption. Changing up, the engine speed is matched to the next gear. During downshifts the same happens, keeping the revs smooth and the shifting seamless.

*Available on selected models only

WHEN THE FUTURE
GETS TOUGH,
THE HILUX GETS
TOUGHER-ER

ACCESSORISED VEHICLE SHOWN



2.8 GD-6 4x4 Raider 6AT

WHEN THE FUTURE GETS TOUGH, THE HILUX GETS TOUGH-ER

ACCESSORISED VEHICLE SHOWN



2.8 GD-6 Raised Body Raider 6AT

STILL THE TOUGHEST 4X4 ON EARTH, THE HILUX THRIVES IN EVER-CHANGING ENVIRONMENTS, WITH SURE-FOOTED OFF-ROAD TRACTION AND ADVANCED 4X4 FEATURES TO CONQUER EVEN THE MOST EXTREME OF TERRAINS.

Downhill Assist Control (DAC)*: This system simultaneously manages engine braking and brake pressure, maintaining a stall-free and super-stable vehicle speed, ensuring the tyres don't lock while manoeuvring extreme descents.

Hill Assist Control (HAC)*: This feature prevents the vehicle from rolling back on steep ascents during take-off.

Trailer Sway Control (TSC)*: When towing, TSC stabilises the connection between your Hilux and a trailer so that the effect of potentially destabilising crosswinds, under-winds and variations in the road surface are neutralised. Steering operations are stronger: TSC suppresses extra movement before it gets beyond your brake or steer range, making sure the trailer is steady and stays completely within your control.

Active Traction Control (ATRC)*: Controls brake pressure for wheels that slip during acceleration when driving off-road or in

slippery conditions, and prevents wheels from spinning.

Range Selector Dial*: Simply turn the dial on the electronic transfer switch on the centre console to easily swap between 4WD, 4WD LOW and 2WD.

Wheels and Tyres: 17 or 18-inch all-terrain tyres give superior grip and comfort, both on- and off-road.

Skid Plate*: A strong, wide undercover protects your Hilux from damage.

Differential Lock: Secures traction and ensures that you can get out of any tough situation with complete ease.

Suspension: Up front, a double wishbone suspension with rigid shock absorbers provide driving comfort and stability, while super-strong leaf-springs at the rear ensure maximum load-supporting ability.

*Available on selected models only

The 2018 Hilux Double cab features a striking new design to the front of the vehicle. The face of the Raider and SRX models has been completely revamped to give the Hilux a bold appearance, with a refreshed bumper, grille and fog lamps, inspired by the Hilux Dakar Limited Edition model.

The Hilux has been streamlined to present a formidable outline, with the front bumper, fog lamps*, upper and lower grille asserting themselves with bold, masculine form. And if that's the shape of tough, then chrome* is the colour of tough, accentuating the front and back bumpers, tailgate-handle, side mirrors and door handles.

The SR and newly-introduced S models make a statement with a wide-black front bumper. Raider models take styling even further with 12-spoke 18" alloys, Daytime Running Lights (DRL) and LED front headlamps and fog lamps. SRX models now comprise an auto light control system, with follow-me-home headlight functionality. The bold aggressive design runs throughout the vehicle; from the side, you'll see sculpted wheel flares and integrated over-fenders, aero-stabilising fins on the wing mirrors, which are power retractable*. Black side steps allow for easy access on all SRX and Raider models.

The Hilux double cab comes in 8 exterior colours including a brand new Inferno Metallic, sure to make a statement.

*Available on selected models only

ACCESSORISED VEHICLE SHOWN

THE FACE OF THE FUTURE



2.8 GD-6 4x4 Raider 6AT

TAKING CHALLENGES
HEAD ON DOESN'T MEAN
YOU DON'T LIKE TO DO IT
IN STYLE.

The exterior strength and toughness of the Hilux is perfectly balanced with comfort and ease on the inside.

Easy access to information is imperative when taking the lead and with a 4.2" Thin Film Transistor (TFT)* Multi-Information Display, split into four* sections, accessed by a switch on the steering wheel, you can effortlessly check your drive mode, fuel consumption, the outside temperature, how many kilometres you've travelled and how much longer you can go before you need to fill up.

The easy-grip, four-spoke steering wheel also has switches to control your mobile phone and audio. The Raider models up the game even more with a leather steering wheel and gear lever, an automatic temperature adjusting air conditioner and cruise control. The interior features of the 2018 Raider models are further complemented by a new black interior trim, and a redesign of the combination metre with a unique welcome message.

*Available on selected models only

ACCESSORISED VEHICLE SHOWN

THE SMART BAKKIE



2.8 GD-6 4x4 Raider 6AT



2.8 GD-6 4x4 Raider 6AT

ACCESSORISED VEHICLE SHOWN

SPACE FOR WHATEVER THE FUTURE BRINGS

Across the range, advanced seat ergonomics mean exceptional driving comfort for the driver and passengers with ample legroom.

The Raider models' interior layouts are configured to provide versatile space options. Simply manoeuvre the convenient tip-up rear seats into a combination of the 60:40 split to increase storage area.

There's space for all the extras you can possibly think of, thanks to front seats with back pockets*, an overhead console, up to

six cup holders*, shopping hooks*, and wide door pockets. In the centre there's a console box for storage. There is also a generous dual-compartment* lockable glove box in which the top compartment can act as a cool box*.

The loadbox provides ample room thanks to its generous size (1 525 x 1 540 x 480), and can carry up to 870kg*. The S and SR models also feature newly added loadbox hooks for added convenience.

*Available on selected models only

TOUGH TECH

Hilux toughness doesn't compromise on hi-tech features. The multimedia system* has been upgraded to a touch screen* with a newly added full-screen reverse camera on SRX models and can be operated from the steering wheel switches. It incorporates a 7" display* with DVD compatibility* and a newly added Audio Visual Navigation (AVN) on Raiders with voice recognition buttons on the steering wheel for easy access. This system comes with four or a maximum of six speakers.

There is also Bluetooth* and USB* connectivity and the Double Cab Raiders have three power sockets in the front (2 x 12V, and 1 x 220V) to keep you charged up when venturing into the city.

TOUGH TECH



SAFETY

2.8 GD-6 4x4 Raider 6AT

ACCESSORISED VEHICLE SHOWN

The Hilux takes safety seriously and has state-of-the-art features that will keep you and your loved ones driving safely into the future.

Safety features include:

ANTI-LOCK BRAKING SYSTEM (ABS)

ABS regulates the hydraulic pressure of the brakes, while a load-sensing proportioning and bypass valve optimises the effectiveness of the rear brakes. The benefit is complete control and steerability during braking.

BRAKE-ASSIST (BA)

BA increases the braking power in the case of an emergency stop, to supplement the brake power exerted by the driver.

ELECTRONIC BRAKE-FORCE DISTRIBUTION (EBD)

Working in conjunction with the ABS, EBD distributes braking force to maximise stopping distance while the driver maintains control at all times.

VEHICLE-STABILITY CONTROL (VSC)*

VSC keeps you firmly in control by maintaining grip on slippery surfaces, providing greater stability when cornering, or bringing you safely to a halt when needed.

TRACTION CONTROL (TRC)

TRC works in conjunction with the ABS system by controlling the speed of the tyres to prevent wheelspin when taking off in slippery or on unstable surface conditions.

Not only has the Hilux been kitted out with up to seven* airbags (distributed as driver, front passenger, curtain*, driver knee and front side* airbags), but extra-strength steel and high-strength structures are in place to reduce the possibility of passenger injuries. Impact-absorbing structures have also been incorporated in the engine hood and front fender to reduce pedestrian injury should a collision occur.

YOU JUST CAN'T BREAK TOUGH

The ISOFIX child restraint system secures baby seats firmly to the rear seat. Child lock and seatbelt warnings further assist in keeping all passengers safe.

Advanced security technology has been incorporated on all models. When you reach a certain speed, the doors lock automatically. All models are also fitted with remote central locking. Once locked, the anti-theft system is activated. It features an independently powered alarm, immobiliser, and ultrasonic glass breaking and movement sensor, ensuring that your Hilux remains just that - yours.

For added peace of mind, all Hilux Double Cabs come standard with an upgraded service plan that covers 90 000 km or nine services.



DAKAR

THE PROOF OF TOUGHNESS IS ON THE PODIUM OF
THE TOUGHEST RACE ON EARTH: THE DAKAR RALLY.


2012: 3rd place
2013: 2nd place
2014: 4th place
2015: 2nd place
2016: 3rd place
2018: 2nd and 3rd place

Engine and Drivetrain	2.7 VVTi RB S GMT	2.4 GD-6 RB S GMT	2.4 GD-6 RB SR GMT	2.4 GD-6 4x4 SR GMT	2.4 GD-6 RB SRX GMT	2.4 GD-6 RB SRX GAT	2.4 GD-6 4x4 SRX GMT	2.4 GD-6 4X4 SRX GAT	2.8 GD-6 RB Raider GMT	2.8 GD-6 RB Raider GAT	2.8 GD-6 4x4 Raider GMT	2.8 GD-6 4x4 Raider GAT	4.0 V6 4X4 Raider GAT
1st gear ratio	4.313	4.784	4.784	4.784	4.784	3.600	4.784	3.600	4.784	3.600	4.784	3.600	3.600
2nd gear ratio	2.330	2.423	2.423	2.423	2.423	2.090	2.423	2.090	2.423	2.090	2.423	2.090	2.090
3rd gear ratio	1.436	1.443	1.443	1.443	1.443	1.488	1.443	1.488	1.443	1.488	1.443	1.488	1.488
4th gear ratio	1.000	1.000	1.000	1.000	1.000	1.000	1.000	1.000	1.000	1.000	1.000	1.000	1.000
5th gear ratio	0.838	0.777	0.777	0.777	0.777	0.687	0.777	0.687	0.826	0.687	0.826	0.687	0.687
6th gear ratio		0.643	0.643	0.643	0.643	0.580	0.643	0.580	0.643	0.580	0.643	0.580	0.580
Auto disconnecting front differential			
Bore x stroke (mm)	95.0 x 95.0	92.0 x 90.0	92.0 x 90.0	92.0 x 90.0	92.0 x 90.0	92.0 x 90.0	92.0 x 90.0	92.0 x 90.0	92.0 x 103.6	92.0 x 103.6	92.0 x 103.6	92.0 x 103.6	94.0 x 95.0
Compression ratio	10.2 : 1	15.6 : 1	15.6 : 1	15.6 : 1	15.6 : 1	15.6 : 1	15.6 : 1	15.6 : 1	15.6 : 1	15.6 : 1	15.6 : 1	15.6 : 1	10.0 : 1
Differential gear ratio	4.555	3.583	3.583	3.583	3.583	4.100	3.583	4.100	3.583	3.909	3.583	3.909	3.909
Differential lock
Displacement (cm³)	2694	2393	2393	2393	2393	2393	2393	2393	2755	2755	2755	2755	3956
Driven wheels	RWD	RWD	RWD / Part-time	4WD / Part-time	RWD	RWD	4WD / Part-time	4WD / Part-time	RWD	RWD	4WD / Part-time	4WD / Part-time	4WD / Part-time
Emission control	Euro 2-without OBD	Euro 2-without OBD	Euro 2-without OBD	Euro 2-without OBD	Euro 2-without OBD	Euro 2-without OBD	Euro 2-without OBD	Euro 2-without OBD	Euro 2-without OBD	Euro 2-without OBD	Euro 2-without OBD	Euro 2-without OBD	Euro 2-without OBD
Fuel system	Petrol	Diesel	Diesel	Diesel	Diesel	Diesel	Diesel	Diesel	Diesel	Diesel	Diesel	Diesel	Petrol
Maximum power (kw @ r/min)	122 @ 5200	110 @ 3400	110 @ 3400	110 @ 3400	110 @ 3400	110 @ 3400	110 @ 3400	110 @ 3400	130 @ 3400	130 @ 3400	130 @ 3400	130 @ 3400	175 @ 5200
Maximum torque (Nm @ r/min)	245 @ 4000	400 @ 1600-2000	400 @ 1600-2000	400 @ 1600-2000	400 @ 1600-2000	400 @ 1600-2000	400 @ 1600-2000	400 @ 1600-2000	420 @ 1400-2600	450 @ 1600-2400	420 @ 1 400-2600	450 @ 1600-2400	376 @ 3800
Number of cylinders and arrangement	Inline-4	Inline-4	Inline-4	Inline-4	Inline-4	Inline-4	Inline-4	Inline-4	Inline-4	Inline-4	Inline-4	Inline-4	V-Type-6
Stabilizer	Front only	Front only	Front only	Front only	Front only	Front only	Front only	Front only	Front only	Front only	Front only	Front only	Front only
Suspension (front)	Double wishbone	Double wishbone	Double wishbone	Double wishbone	Double wishbone	Double wishbone	Double wishbone	Double wishbone	Double wishbone	Double wishbone	Double wishbone	Double wishbone	Double wishbone
Suspension (rear)	Leaf spring-rigid axle	Leaf spring-rigid axle	Leaf spring-rigid axle	Leaf spring-rigid axle	Leaf spring-rigid axle	Leaf spring-rigid axle	Leaf spring-rigid axle	Leaf spring-rigid axle	Leaf spring-rigid axle	Leaf spring-rigid axle	Leaf spring-rigid axle	Leaf spring-rigid axle	Leaf spring-rigid axle
Transmission	Manual-5-speed	Manual-6-speed	Manual-6-speed	Manual-6-speed	Manual-6-speed	Automatic-6-speed	Manual-6-speed	Automatic-6-speed	Manual-6-speed	Automatic-6-speed	Manual-6-speed	Automatic-6-speed	Automatic-6-speed
Fuel consumption (combined cycle) (l/100km)	10.7	7.1	7.1	7.3	7.1	7.9	7.3	8.2	7.6	8.0	7.6	8.5	11.8
CO2 (g/km)	253	187	187	191	187	208	191	217	199	210	200	224	280
Wheels & Tyres													
Spare tyre	Full-steel	Full-steel	Full-steel	Full-steel	Full-steel	Full-steel	Full-steel	Full-steel	Full-alloy	Full-alloy	Full-alloy	Full-alloy	Full-alloy
Wheel and tyre	225-70-R17 Steel	225-70-R17 Steel	225/70R17C Steel	225/70R17C Steel	265/65R17 Alloy	265/65R17 Alloy	265/65R17 Alloy	265/65R17 Alloy	265-60R18 Alloy	265-60R18 Alloy	265-60R18 Alloy	265-60R18 Alloy	265-60R18 Alloy

Exterior Features	2.7 VVTi RB S GMT	2.4 GD-6 RB S GMT	2.4 GD-6 RB SR GMT	2.4 GD-6 4x4 SR GMT	2.4 GD-6 RB SRX GMT	2.4 GD-6 RB SRX GAT	2.4 GD-6 4x4 SRX GMT	2.4 GD-6 4X4 SRX GAT	2.8 GD-6 RB Raider GMT	2.8 GD-6 RB Raider GAT	2.8 GD-6 4x4 Raider GMT	2.8 GD-6 4x4 Raider GAT	4.0 V6 4X4 Raider GAT
Daytime running light								
Door outside handles	Black	Black	Black	Black	Black	Black	Black	Black	Chrome	Chrome	Chrome	Chrome	Chrome
Front fog lamps			Halogen	Halogen	Halogen	Halogen	Halogen	Halogen	LED	LED	LED	LED	LED
Headlights	Halogen	Halogen	Halogen	Halogen	Halogen	Halogen	Halogen	Halogen	LED	LED	LED	LED	LED
Headlamp levelling	Manual	Manual	Manual	Manual	Manual	Manual	Manual	Manual	Automatic	Automatic	Automatic	Automatic	Automatic
High-mounted brake light	LED	LED	LED	LED	LED	LED	LED	LED	LED	LED	LED	LED	LED
Auto light control system, follow me home				
Side mirrors	Black, power	Black, power	Black, power	Black, power	Black, with indicator, power	Black, with indicator, power	Black, with indicator, power	Black, with indicator, power	Chrome, with indicator, retractable, power	Chrome, with indicator, retractable, power	Chrome, with indicator, retractable, power	Chrome, with indicator, retractable, power	Chrome, with indicator, retractable, power
Rear step bumper
Front and rear mud guards
Side step				
Interior, comfort and convenience													
4Wd indicator			
4Wd selector			
Centre console box	Front	Front	Front	Front	Front	Front	Front	Front	Front	Front	Front	Front	Front
Cupholders	4	4	4	4	4	4	4	4	4	4	4	4	4
Lockable glove box	with Coolbox	with Coolbox	with Coolbox	with Coolbox	with Coolbox
Key reminder warning	Buzzer	Buzzer	Buzzer	Buzzer	Buzzer	Buzzer	Buzzer	Buzzer	Buzzer	Buzzer	Buzzer	Buzzer	Buzzer
2nd row seats	United folding	United folding	United folding	United folding	United folding	United folding	United folding	United folding	60:40	60:40	60:40	60:40	60:40
Steering wheel	4 Spoke / Urethane	4 Spoke / Urethane	4 Spoke / Urethane	4 Spoke / Urethane	4 Spoke / Urethane	4 Spoke / Urethane	4 Spoke / Urethane	4 Spoke / Urethane	4 Spoke / Leather	4 Spoke / Leather	4 Spoke / Leather	4 Spoke / Leather	4 Spoke / Leather
Seat back pockets
Cruise control								
Air conditioner	Manual	Manual	Manual	Manual	Manual	Manual	Manual	Manual	Auto	Auto	Auto	Auto	Auto
Audio system					Toyota / RDS, display audio	Toyota / RDS, display audio	Toyota / RDS, display audio	Toyota / RDS, display audio	Toyota / AVN, DAB, RDS, display audio	Toyota / AVN, DAB, RDS, display audio	Toyota / AVN, DAB, RDS, display audio	Toyota / AVN, DAB, RDS, display audio	Toyota / AVN, DAB, RDS, display audio
Display audio reverse camera				
DVD, bluetooth & USB port				
Light remind warning
Multi-information display	TFT	TFT	TFT	TFT	TFT

Interior, comfort and convenience	2.7 VVTI RB S SMT	2.4 GD-6 RB S GMT	2.4 GD-6 RB SR GMT	2.4 GD-6 4x4 SR GMT	2.4 GD-6 RB SRX GMT	2.4 GD-6 RB SRX GAT	2.4 GD-6 4x4 SRX GMT	2.4 GD-6 4X4 SRX GAT	2.8 GD-6 RB Raider GMT	2.8 GD-6 RB Raider GAT	2.8 GD-6 4x4 Raider GMT	2.8 GD-6 4x4 Raider GAT	4.0 V6 4X4 Raider GAT
Navigation system: touch screen and sd card								
Power socket	Front - 12V	Front - 12V	Front - 12V	Front - 12V	Front - 12V	Front - 12V	Front - 12V	Front - 12V	Front - 12V x2, Front - 220V	Front - 12V x2, Front - 220V	Front - 12V x2, Front - 220V	Front - 12V x2, Front - 220V	Front - 12V x2, Front - 220V
Electric windows with one touch driver's side
Rear armrest with 2 cupholders								
Speakers	4	4	4	4	4	4	4	4	6	6	6	6	6
Steering switches: info display, telephone & audio
Safety and driver support systems													
Alarm, immobiliser, intrusion sensor, siren
Auto Door Lock
Child Lock
Child Restraint System (ISOFIX)
Curtain Airbags and front side airbags		
Driver, front passenger and driver knee airbags
Power door lock
Wireless door lock	Remote	Remote	Remote	Remote	Remote	Remote	Remote	Remote	Remote	Remote	Remote	Remote	Remote
Anti-Lock Braking System (ABS)
Brake-Assist (BA)
Electronic Brake-Force Distribution (EBD)
Hill-Assist Control (HAC)		
Traction Control (TRC)	.	.	Active Traction Control (ATRC)	Active Traction Control (ATRC)	.	.	Active Traction Control (ATRC)	Active Traction Control (ATRC)	.	.	Active Traction Control (ATRC)	Active Traction Control (ATRC)	Active Traction Control (ATRC)
Vehicle-Stability Control (VSC)		
Trailer-Sway Control (TSC)		
Drive mode select: Eco and Sport	with IMT	.	with IMT	.	.
Downhill-Assist Control (DAC)											.	.	.

Dimensions and Capacities	2.7 VVTI RB S SMT	2.4 GD-6 RB S GMT	2.4 GD-6 RB SR GMT	2.4 GD-6 4x4 SR GMT	2.4 GD-6 RB SRX GMT	2.4 GD-6 RB SRX GAT	2.4 GD-6 4x4 SRX GMT	2.4 GD-6 4X4 SRX GAT	2.8 GD-6 RB Raider GMT	2.8 GD-6 RB Raider GAT	2.8 GD-6 4x4 Raider GMT	2.8 GD-6 4x4 Raider GAT	4.0 V6 4X4 Raider GAT
Front Overhang (mm)	1000	1000	1000	1000	1000	1000	1000	1000	1000	1000	1000	1000	1000
Front Tread (mm)	1535	1535	1495	1495	1535	1535	1535	1535	1535	1535	1535	1535	1535
Fuel Tank Size (l)	80	80	80	80	80	80	80	80	80	80	80	80	80
Gross Combination Mass (GCM)	5210	5530	5850	5850	5530	5530	5850	5850	5560	5560	5850	5850	5750
Ground Clearance (mm)	286	286	286	286	286	286	286	286	286	286	286	286	286
Gross Vehicle Mass (GVM)	2710	2810	2910	2910	2810	2810	2910	2910	2810	2810	2910	2910	2870
Height (mm)	1815	1815	1815	1815	1815	1815	1815	1815	1815	1815	1815	1815	1815
Interior height (mm)	1170	1170	1170	1170	1170	1170	1170	1170	1170	1170	1170	1170	1170
Length (mm)	5330	5330	5330	5330	5330	5330	5330	5330	5330	5330	5330	5330	5330
Rear overhang (mm)	1250	1250	1250	1250	1250	1250	1250	1250	1250	1250	1250	1250	1250
Rear tread (mm)	1550	1550	1510	1510	1550	1550	1550	1550	1550	1550	1550	1550	1550
Towing capacity - unbraked (kg)	750	750	750	750	750	750	750	750	750	750	750	750	750
Towing capacity - braked (kg)	2500	2750	3200	3200	2750	2750	3200	3200	2750	2750	3500	3500	3000
Turning circle (tyres, m)	6.4	6.4	6.3	6.3	6.4	6.4	6.4	6.4	6.4	6.4	6.4	6.4	6.4
Wheelbase (mm)	3085	3085	3085	3085	3085	3085	3085	3085	3085	3085	3085	3085	3085
Width (mm)	1855	1855	1800	1800	1855	1855	1855	1855	1855	1855	1855	1855	1855
Loadbox (l x w x h)	1525 x 1540 x 480	1525 x 1540 x 480	1525 x 1540 x 480	1525 x 1540 x 480	1525 x 1540 x 480	1525 x 1540 x 480	1525 x 1540 x 480	1525 x 1540 x 480	1525 x 1540 x 480	1525 x 1540 x 480	1525 x 1540 x 480	1525 x 1540 x 480	1525 x 1540 x 480
Service and Warranty													
Service intervals	12 months / 10 000 km	12 months / 10 000 km	12 months / 10 000 km	12 months / 10 000 km	12 months / 10 000 km	12 months / 10 000 km	12 months / 10 000 km	12 months / 10 000 km	12 months / 10 000 km	12 months / 10 000 km	12 months / 10 000 km	12 months / 10 000 km	12 months / 10 000 km
Service plan	9 services / 90 000 km	9 services / 90 000 km	9 services / 90 000 km	9 services / 90 000 km	9 services / 90 000 km	9 services / 90 000 km	9 services / 90 000 km	9 services / 90 000 km	9 services / 90 000 km	9 services / 90 000 km	9 services / 90 000 km	9 services / 90 000 km	9 services / 90 000 km
Warranty	3 years / 100 000 km	3 years / 100 000 km	3 years / 100 000 km	3 years / 100 000 km	3 years / 100 000 km	3 years / 100 000 km	3 years / 100 000 km	3 years / 100 000 km	3 years / 100 000 km	3 years / 100 000 km	3 years / 100 000 km	3 years / 100 000 km	3 years / 100 000 km




040 Glacier White



106 Chromium Silver



163 Graphite Grey Metallic




218 Attitude Black



316 Arizona Red



4R8 Inferno Metallic



4V8 Avant-Garde Bronze Metallic



8X2 Cosmic Blue

HILUX DRIVERS SHARE A PASSION FOR ADVENTURE AND THE BEAUTY OF THE GREAT OUTDOORS.

The Toyota Hilux range has been manufactured to minimise its carbon footprint. Guided by the goals of the Toyota Environmental Challenge 2050, as little impact as possible is made on the environment during each step of the process. From design to manufacturing to end-of-life recycling programmes, our planet always comes first. This is because the ultimate long-term goal for Toyota is to make all our vehicles as environmentally friendly as possible. With this in

mind, the entire Hilux range has been designed to minimise CO₂ emissions.

At Toyota, creating technologically advanced vehicles isn't our only priority; we're committed to lowering our environmental impact throughout our entire production process. How? By setting ourselves six challenges that will see us reach a truly world-changing goal: a positive environmental impact by 2050.

THE FUTURE IS IN OUR HANDS

ACCESSORISED VEHICLE SHOWN



2.8 GD-6 Raised Body Raider GA1

TOYOTA ENVIRONMENTAL CHALLENGE 2050



ZERO CO₂

CHALLENGE 1

NEW VEHICLE ZERO CO₂ EMISSIONS CHALLENGE

By owning a Toyota you would be contributing to the reduction of vehicle CO₂ emissions by 90% in 2050 as opposed to 2010. You will help us promote the development of next-generation vehicles and further accelerate the spread of these vehicles.



ZERO CO₂

CHALLENGE 3

PLANT ZERO CO₂ EMISSIONS CHALLENGE

You uphold the two main pillars of our strategy to achieve zero CO₂ emissions at our plants which are:

- 1) Developing and introducing low-CO₂ technologies with ongoing kaizen.
- 2) Adopting renewable energy sources and utilizing hydrogen energy.



CHALLENGE 5

CHALLENGE OF ESTABLISHING A RECYCLING-BASED SOCIETY AND SYSTEMS

You have contributed to our 40 years on the challenge of resource recycling. Going forward, by rolling out to the world the technology and systems evolved in Japan, we will all continue working on the challenge of establishing a recycling-based society.



ZERO CO₂

CHALLENGE 2

LIFE CYCLE ZERO CO₂ EMISSIONS CHALLENGE

You are lending a helping hand to Toyota's efforts to reduce to zero not only CO₂ emissions produced in travelling and manufacturing, but all CO₂ emissions including the process of materials production, disposal and recycling of vehicles.



CHALLENGE 4

CHALLENGE OF MINIMISING AND OPTIMISING WATER USAGE

In automobile manufacturing, we use water in painting, forging and other processes. Therefore, even a small reduction of its impact on the water environments is important. We have two measures to achieve this are comprehensive reduction of the amount of water used and comprehensive purification of the water and returning it to the earth.



CHALLENGE 6

CHALLENGE OF ESTABLISHING A FUTURE SOCIETY IN HARMONY WITH NATURE

Here at Toyota we have engaged in planting trees at our plants and environmental conservation activities in our surrounding areas. To establish a society where humans and nature coexist in harmony, we are promoting several activities to connect regions, the world and the future.



Toyota vehicles are known for their Quality, Durability and Reliability. Keeping your Toyota Genuine means no compromises in terms of safety, performance and resale value. The range of Genuine Products and Approved Services will ensure complete peace of mind throughout the ownership journey and beyond. For more information on how to Keep Your Toyota Genuine visit www.toyota.co.za/genuine

TOYOTA GENUINE PRODUCTS

For guaranteed fit and function, Genuine Parts are essential in maintaining the safety and reliability of your vehicle. **Genuine Parts** comply with all safety, regulatory and environmental requirements, making it the obvious choice. The same exacting precision applies to **Toyota Accessories**, developed by engineers with extensive knowledge on vehicle integration - you can enhance the appeal and functionality of your Hilux without compromising its safety features or warranty. Warranties are about peace of mind, and the **Genuine Unlimited Warranty** is designed to provide superior cover (up to 6 or 8 years, unlimited mileage) and a seamless claims process thanks to full integration with Toyota systems. The **Genuine Extended Service Plan** also enjoys exclusive approval by Toyota SA and provides flexible extension options up to 10 years or 200 000 km to suit your period of ownership. Paying today's rates for tomorrow's maintenance is a sensible way to protect the resale value of your Hilux by means of a full service history.

TOYOTA APPROVED SERVICES

Specialised vehicle maintenance requires first-class facilities, advanced equipment and expert knowledge. **Toyota Quality Service and Value Service** not only promise accurate diagnosis and repair, but also a philosophy of building trust through a genuine concern for the needs of our customers. To complement the extensive network of Toyota dealers, we have a vast number of **Accredited Body and Paint Repairers**, selected on stringent criteria to ensure outstanding workmanship and customer service. You can maintain your vehicle's pristine condition without compromising its warranty thanks to the exclusive use of Genuine Parts by our Accredited Repairers. Offering 24-hour access to a full complement of assistance and recovery benefits, **Toyota Roadside Assistance** provides the peace of mind that competent support is only a phone call away.

TOYOTA GENUINE MEANS

✓ UNCOMPROMISED SAFETY ✓ GUARANTEED QUALITY ✓ PEACE OF MIND



Download the **MyTOYOTA** App from the [Google Play Store](#) or the [App Store](#) to receive the latest Toyota news, keep an eye on your vehicle's finance and book your vehicle for a service. You can also book a test drive or arrange roadside assistance, all on your phone.

DISCLAIMER:

The information contained in this brochure is provided as is and without any warranties of any kind, whether expressed or implied, including but not limited to, implied warranties of satisfactory quality, fitness for a particular purpose and/or correctness. The contents of this brochure are for general information purposes only and do not constitute advice. Toyota Motor Corporation of Japan and Toyota South Africa Motors (Pty) Limited does not represent or warrant that the information and/or specifications contained in this brochure are accurate, complete or current and specifically stipulates that certain vehicle details and specifications contained in this brochure may differ in available models. Therefore, neither Toyota Motor Corporation of Japan nor Toyota South Africa Motors (Pty) Limited make any warranties or representations regarding the use of the content, details, specifications, or information contained in this brochure in terms of their correctness, accuracy, adequacy, usefulness, timeliness, reliability or otherwise, in each case to the fullest extent permitted by law. Please note that claiming of input VAT needs to be verified by customers prior to vehicle purchase as these rulings are subject to SARS interpretation. Toyota South Africa Motors' rights remain reserved.

FINANCIAL SERVICES



TOYOTA FINANCIAL SERVICES

There is no 'one-size-fits-all' when it comes to vehicle finance and insurance, there is only you. With fast, flexible and convenient services we will structure the perfect Hilux deal for you.

At Toyota Financial Services, we believe that purchasing your Toyota should be as enjoyable as driving it. Toyota Financial Services is the fast, flexible and convenient means of financing your Hilux. We have created a range of financial products that suit both private and business customers, easily accessible through your local Toyota dealer. We take the hassle out of arranging finance.

Toyota Financial Services (South Africa) Ltd is an authorised Financial Services (FSP No. 7454) and Registered Credit Provider (NCRCP62). For comprehensive information about products offered by Toyota Financial Services, visit www.toyota.co.za/toyota-finance



100282131H/FEB.1111/E