



THE ALL NEW
SWIFT

Cars.co.za
CONSUMER
AWARDS
Powered by **WesBank**

**BRAND
OF THE YEAR**
2017 AND 2018



Way of Life!





#FeelsRight

We get how important your car is to you. More importantly, we get how important it is to feel good when you're in your car. That's why we have carefully chosen every detail of the new Swift to give you all the right feels.

Like the bold and unique Swift design, or the progressive colours.

**PREPARE YOURSELF
FOR THE CAR THAT
MAKES YOU FEEL.**

THE ALL-NEW SWIFT IS MADE TO DRIVE.

Its low, short, wide stance has presence that can't be ignored, making you stand out wherever you go. The lines are muscular and dynamic creating a sensation of movement and a feeling of acceleration. Designed to give you all the right feels, the new Swift is a bold statement in design and style.







The floating roof design, solid shoulder lines, and rich side body sculpting unite to give you a driving experience that thrills.





#FeelsBoss



#AllTheRightFeels



#FeelsUnstoppable


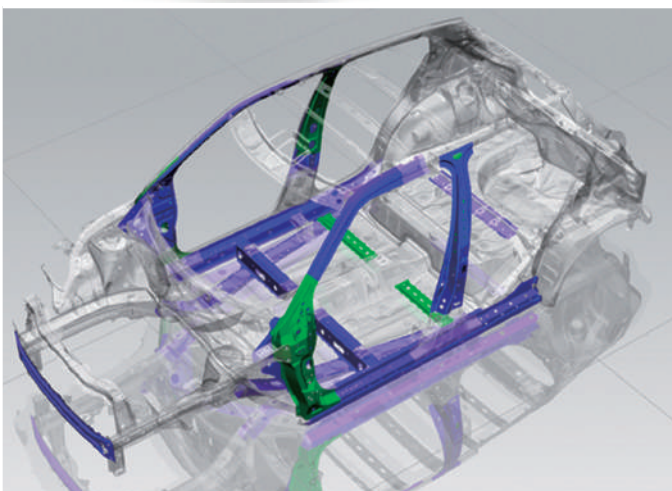

UNCOMPROMISING FUEL EFFICIENCY

1.2 PETROL ENGINE

The light and compact 1.2-litre petrol engine offers the best of both worlds—high output and good fuel economy. Despite the engine's small size, its heightened compression ratio results in better thermal efficiency and powerful driving. The engine's cooling performance has been boosted to suppress knocking that can result from high compression. Enhanced fuel combustion and reduced friction further contributes to excellent fuel economy without sacrificing output and torque.

Every detail of the Swift has been reborn to make you feel at one with the car. Improved performance on the powertrain and platform ensures quick and responsive acceleration as well as cornering.





LIGHTNESS AND STRENGTH FOR ENHANCED PERFORMANCE

The new HEARTECT Platform features a high-rigidity frame to improve safety during collisions by effectively dispersing the energy of an impact. The frame uses lighter, high tensile steel to form a continuous shape that improves the overall safety and NVH performance of the Swift.

As part of the HEARTECT Platform, the Swift also features a newly designed front and rear suspension to provide more linear steering control as well as a comfortable ride. With sharpened stability and improved tracking performance, the new Swift can better negotiate turns and curves, giving you even greater driving pleasure.

A LIGHT AND HIGHLY RIGID BODY

The lighter, high tensile steel used in the upper and under body delivers on lightness and rigidity to ensure enhanced driving performance and fuel efficiency.

MINIMUM TURNING RADIUS OF 4.8M

The new HEARTECT Platform also allows for a wider turning angle and a turning radius of 4.8m. This means the new Swift is super easy to manoeuvre in narrow streets and tight parking spaces.

Designed around the driver





GET IN AND YOU'LL IMMEDIATELY NOTICE THAT IT JUST FEELS RIGHT

To boost the overall drivability of the Swift, the cockpit has specifically been designed around the driver. Interior design innovation tilts the operational components towards the driver, thus maximising the level of control the driver enjoys. The D-shaped steering wheel and firm front seats, create a more sporty, higher quality environment.



STYLISH METER CLUSTER

The two main gauges are accented in satin chrome with red and white touches that complement the black toned interior.

BLUETOOTH®-COMPATIBLE AUDIO SYSTEM FOR WIRELESS CONNECTIVITY*

The audio system, equipped with an AM/FM radio and CD player, uses a high-contrast LCD panel for easy recognition. Connectivity comes in the form of a wired USB connection or through Bluetooth®, with the latter enabling hands-free mobile phone use and wireless enjoyment of music stored on MP3/WMA-compatible portable audio devices.

* Bluetooth is a registered trademark of Bluetooth SIG, Inc.

* Available on GL







Driving on good feels

Space for all your friends

FEELS LIKE A ROAD TRIP

The new Swift is compact on the outside so you can move around with ease, but roomy on the inside so you can bring all your friends. Extra allowance in the cabin and luggage compartments lets you expand on your plans, your hobbies, and your guest list.





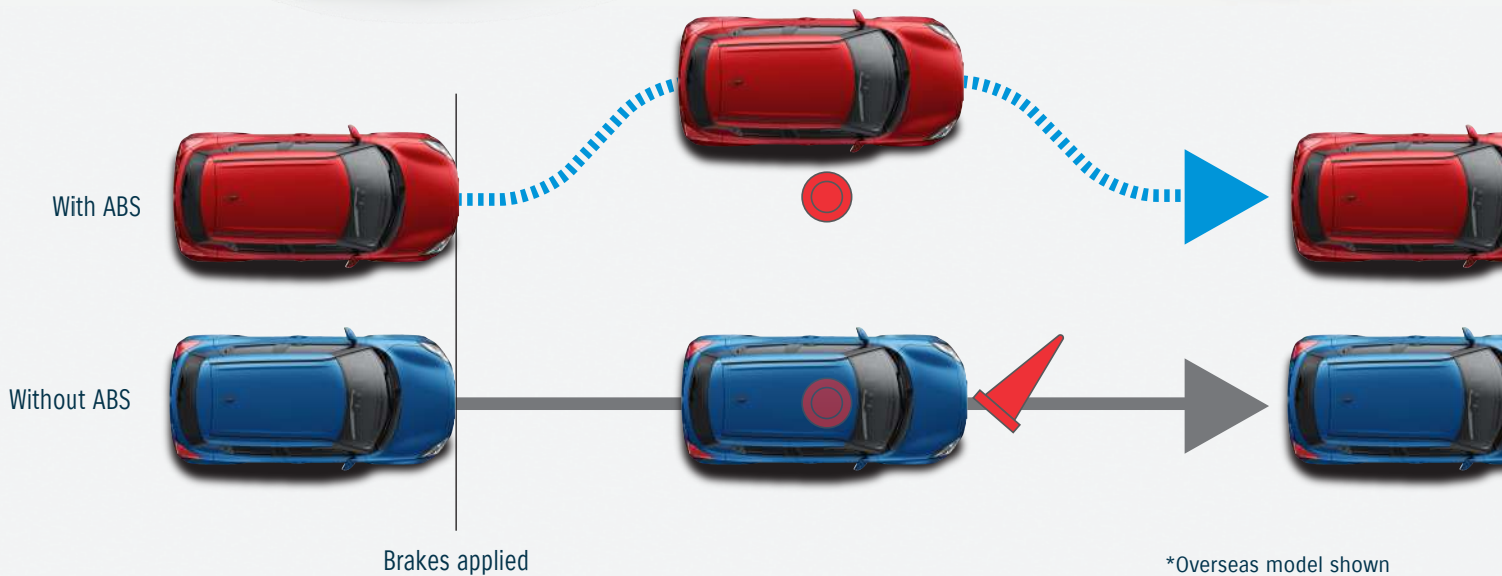
MORE SPACE

The enhanced boot can be expanded by a 60:40 rear seat split so you can be sure to fit anything you need. Low seating provides ample head space, while bolstered seats and numerous easy-to-use storage spaces ensure a comfortable trip.

INTUITIVE OPERATION AIR CONDITIONER

Both the GA and GL are equipped with a manual air conditioner with simple and convenient controls.

#FeelsSafe





COMPLETE PEACE OF MIND

TOTAL EFFECTIVE CONTROL TECHNOLOGY (TECT)

Suzuki's light, impact-absorbing TECT body has evolved with the use of a new platform and computerised structural analysis. The new body efficiently absorbs and disperses energy in the event of a collision. It also uses high-tensile steel and ultra-high-tensile steel to achieve lightness and an excellent safety performance.

THE SWIFT PACKS A HOST OF SAFETY FEATURES THAT MAKE SURE IT'S ALWAYS READY AND SECURE

The new Swift comes with ABS, which helps prevent wheel lock during emergency braking for better stability, occupant-protective SRS airbags, a pedestrian injury mitigating body, and other safety features. To protect the driver and the front-seat passenger, both the driver's seat and front passenger's seat come standard with SRS airbags.

ABS WITH EBD FOR SUPPORTING DRIVER BRAKING

ABS is a system that detects the rotation of each wheel through the use of sensors attached to the four wheels and automatically and optimally controls braking force.

It prevents the tyres from locking, which can easily occur in sudden braking or on slippery surfaces, and heightens the driver's ability to avoid obstacles through steering. Furthermore, EBD (electronic brake-force distribution) optimally distributes front and rear braking force to help stop the vehicle.

ABS is a device that assists the driver during braking. It does not eliminate the need to drive safely, for example by slowing down when approaching a corner.

INJURY MITIGATING BODY FOR PEDESTRIAN SAFETY

The impact-absorbing bonnet, as well as wiper system and front bumper, are designed to mitigate pedestrian head and leg injuries in the event of a collision.



**Get used to driving that
gives you all the right feels**



MAJOR SPECIFICATIONS

Number of doors	5-door
Engine	Petrol, 1.2ℓ
Drive system	2WD

DIMENSIONS

Overall length (mm)		3840
Overall width (mm)		1735
Overall height (mm)		1530
Wheelbase (mm)		2450
Tread	Front (mm)	1,525 (165/80R14)
	Rear (mm)	1,530 (165/80R14)
Minimum turning radius *1 (m)		4,8
Minimum ground clearance (mm)		145

CAPACITIES

Seating capacity (persons)		5
Fuel tank capacity (litres)		37
Luggage capacity *1	Max volume (fixed rear seat) (litres) - with 135/70R15 spare tyre	953
	Rear seatback folded (VDA method) (litres) - with 135/70R15 spare tyre	579
	Rear seatback raised (VDA method) (litres) - with 135/70R15 spare tyre	268

ENGINE

Type	K12M
Number of cylinders	4
Number of valves	16
Piston displacement (cm³)	1 197
Bore x stroke (mm)	73.0 x 71.5
Compression ration	11,0
Maximum output (kW/r/min)	61/6 000
Maximum torque (Nm)	113/4,200
Fuel distribution	Multipoint injection

TRANSMISSION

Type		5MT	AMT
Gear ratio	1 st	3,545	
	2 nd	1,904	
	3 rd	1,240	
	4 th	0,914	
	5 th	0,717	
	Reverse	3,272	
Final gear ratio		4,389	4,706

CHASSIS

Steering		Rack & Pinion
Brakes	Front	Ventilated disc
	Rear	Drum, leading and trailing
Suspension	Front	MacPherson strut with coil spring
	Rear	Torsion beam with coil spring
Tyres		165/80R14

WEIGHTS

Kerb weight (min./with full option) (kg)	875	880
Gross vehicle weight (kg)	1315	

PERFORMANCE

Average fuel consumption (ℓ/100km)	4,9	4,9
Maximum speed *1	170	165
0-100 km/h *1	12,0	13,5

*1 Manufacture data

MAJOR EQUIPMENT

Transmission	5MT	5MT/AMT
Grade	GA	GL

CHASSIS

Tyres and wheels	165/80R14 + steel wheels with centre cap	⌘	-
	165/80R14 + steel wheels with full wheel cover	-	⌘
Spare tyre and wheel	135/70R15 + steel wheel (for temporary use only)	⌘	⌘

EXTERIOR

Black-coloured A and B pillars		-	⌘
Front and rear bumpers	Body coloured	⌘	⌘
Front grille	Black	⌘	⌘
Outside door handles	Body coloured	⌘	⌘
Tailgate opener	Electromagnetic	⌘	⌘

VISIBILITY

Headlamps	Halogen multi-reflector	⌘	⌘
Fog lamps	Front	-	⌘
	Rear	-	-
Position lamps	Standard	⌘	⌘
Rear combination lamps	LED	⌘	⌘
Green-tinted windows		⌘	⌘
Wipers	Front: 2 speeds (low, high) + intermittent + washer	⌘	⌘
	Rear: 1 speed + washer	⌘	⌘
Rear window demister		⌘	⌘
Outside door mirrors	Black	⌘	-
	Body coloured	-	⌘
	Manual adjust	⌘	-
	Electrical adjust	-	⌘
	With built-in turn signal lamp	-	⌘
Day/night rearview mirror	Manual dimming	-	⌘

STEERING AND INSTRUMENT PANEL

3-spoke steering wheel	Urethane	⌘	⌘
	With audio controls	-	⌘
	With hands-free phone control	-	⌘
	Tilt-adjust	⌘	⌘
Power steering		⌘	-
Tachometer		-	⌘
Information display	Segment display	⌘	⌘
	Clock	⌘	⌘
	Outside temperature	-	⌘(AMT)
	Fuel consumption gauge (instantaneous/average)	⌘	⌘
	Driving range	⌘	⌘
Light-off and key reminder	Alarm	⌘	⌘
Door ajar reminder	Lamp	⌘	⌘
Driver's seatbelt reminder	Lamp	⌘	⌘
Low fuel warning	Lamps	⌘	⌘
Instrument panel centre ornament	Black	⌘	-
	Silver	-	⌘

DRIVING AMENITIES

Electric windows	Front	⌘	⌘
	Rear	⌘	⌘
Central door locking	Switch on driver's side	⌘	⌘
Remote-control door locks	With hazard lamp	⌘	⌘
Air conditioner	Manual	⌘	⌘
Heater		⌘	⌘
Pollen filter		⌘	⌘
Audio	Antenna (mounted at rear of roof)	⌘	⌘
	Front speakers	⌘	⌘
	Rear speakers	⌘	⌘
	MP3/WMA compatible CD player	-	⌘
	Bluetooth®*	-	⌘

INTERIOR

Cabin lights	Front cabin light (3-position)	⌘	⌘
Sun visors	Driver's side	⌘	⌘
	- with ticket holder	-	⌘
	Passenger's side	⌘	⌘
	- with vanity mirror	-	⌘
Assist grips	Passenger's side	⌘	⌘
	Rear x 2	⌘	⌘
Cup holders	Front x 2	⌘	⌘
	Rear x 1	⌘	⌘
Bottle holders	Front x 2	⌘	⌘
	Rear x 2	⌘	⌘
Centre console tray		⌘	⌘
Shift knob	Black	⌘	-
	Piano black	-	⌘
Parking brake release button	Black	⌘	-
	Chrome	-	⌘
USB port	Centre console	-	⌘
AUX input	Centre console	-	⌘
12V accessory socket	Centre console	⌘	⌘
Foot rest	Driver's side	-	⌘(AMT)
Remote fuel lid opener		⌘	⌘
Fabric door trim insert	Front	⌘	⌘
Door trim ornament	Black	⌘	⌘
Inside door handles	Black	⌘	-
	Chrome	-	⌘
Storage pockets	Front doors	⌘	⌘

SEATS

Front seats	Head restraints (integrated type)	⌘	-
	Head restraints (separate type)	-	⌘
	Seatback pocket (passenger's side)	-	⌘
Rear seats	Bench	⌘	-
	60:40-split single-fold	-	⌘
	Neck restraint x 2	⌘	-
	Head restraint (separate type) x 2	-	⌘

SEATS (CONTINUED)

Seat upholstery material	Fabric for GA	⚙	-
	Fabric for GL	-	⚙

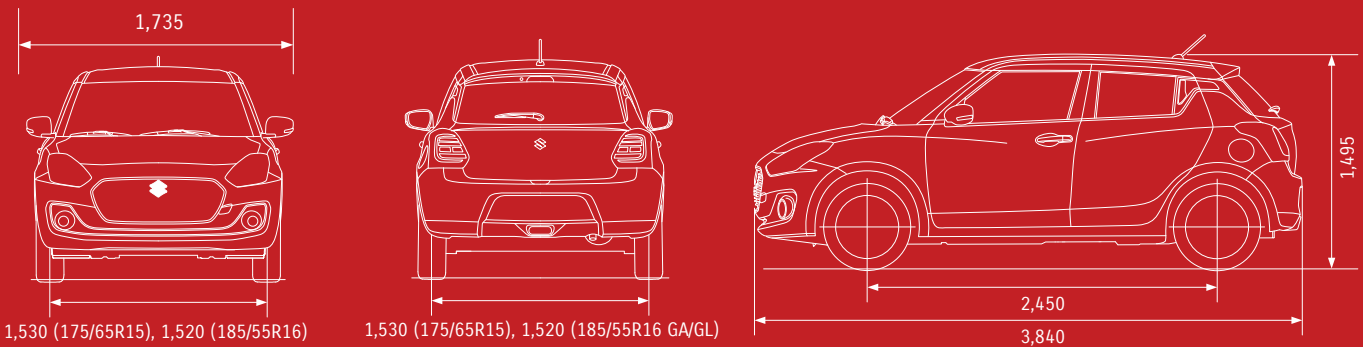
LUGGAGE AREA

Luggage area cover	-	⚙
--------------------	---	---

SAFETY, SECURITY, AND ENVIRONMENTAL COMPATIBILITY

SRS front dual airbags		⚙	⚙
Seatbelts	Front: 3-point ELR seatbelts with pretensioner, force limiter and shoulder height adjuster	⚙	⚙
	Rear: 3-point ELR seatbelts (side), 2-point seatbelt (centre)	⚙	⚙
ISOFIX child seat anchorages	x2	⚙	⚙
Child seat tether anchorages	x2	⚙	⚙
Childproof rear door locks		⚙	⚙
Side impact door beams (front/rear)		⚙	⚙
ABS with EBD function		⚙	⚙
Brake assist function		⚙	⚙
High-mount stop lamp	LED	⚙	⚙
Immobiliser		⚙	⚙
Security alarm		⚙	⚙

⚙ : Standard - : Not Available




Accessories

EXTERIOR*

- 1 | **Front underbody spoiler**
Primered.
Part No. 990J0M55R07-070
- 2 | **Rear underbody spoiler**
Primered.
Part No. 990J0M55R07-080
- 3 | **Side underbody spoiler**
Primered (RH).
Part No. 990J0M55R07-090
Primered (LH).
Part No. 990J0M55R07-100
- 4 | **Wheel cover**
Black.
Part No. 990J0M55R04-010
Silver.
Part No. 43250M55R10-27N
- 5 | **Body side moulding**
Black and silver.
Part No. 990J0M55R01-010
Black and chrome insert.
Part No. 990J0M55R01-020
Silver and chrome insert.
Part No. 990J0M55R01-030
White and chrome insert.
Part No. 990J0M55R01-040
Fire red and chrome insert.
Part No. 990J0M55R01-050

*Wheel rims for display purposes only.





GARNISHES

- 6 | **Front grille**
 Chrome.
Part No. 990J0M55R13-080
 Black.
Part No. 990J0M55R13-230
- 7 | **Front bumper garnish**
 Black.
Part No. 990J0M55R13-120
 Fire red.
Part No. 990J0M55R13-130
 Silky silver.
Part No. 990J0M55R13-140
- 8 | **Rear bumper garnish**
 Black.
Part No. 990J0M55R13-150
 Fire red.
Part No. 990J0M55R13-160
 Silky silver.
Part No. 990J0M55R13-170
- 9 | **Fog lamp garnish**
 Chrome.
Part No. 990J0M55R13-190
 Black.
Part No. 990J0M55R13-240
 Red.
Part No. 990J0M55R13-250
- 10 | **Back door garnish**
 Chrome.
Part No. 990J0M55R13-180
- 11 | **Tail lamp garnish**
 Black.
Part No. 990J0M55R13-200
- 12 | **Window frame kit (no image)**
 Chrome.
Part No. 990J0M55R13-220

- 13 | **Bumper corner protector**
 Black - chrome insert.
Part No. 990J0M55R13-010
 Arctic white - chrome insert.
Part No. 990J0M55R13-020
 Silky silver - chrome insert.
Part No. 990J0M55R13-030
 Magma grey - chrome insert.
Part No. 990J0M55R13-040
 Midnight blue - chrome insert.
Part No. 990J0M55R13-050
 Lucent orange - chrome insert.
Part No. 990J0M55R13-060
 Fire red - chrome insert.
Part No. 990J0M55R13-070
- 14 | **C pillar garnish**
 Chrome finish.
Part No. 990J0M55R13-090
 Carbon finish.
Part No. 990J0M55R13-100
 Black finish.
Part No. 990J0M55R13-260
- 15 | **Door handle cover (no image)**
 Single key hole.
Part No. 990J0M55R13-290
 Dual key hole.
Part No. 990J0M55R13-270
 Keyless entry.
Part No. 990J0M55R13-280
- 16 | **Door visor**
Part No. 990J0M55RQ0-010
- 17 | **Tyvek body cover (no image)**
Part No. 990J0M55R02-040
- 18 | **Mud flap (no image)**
 Front.
Part No. 990J0M55R00-010
 Rear.
Part No. 990J0M55R00-020
- 19 | **Boot mat (no image)**
Part No. 990J0M55RA3-010

EXTERIOR COLOUR OPTIONS



Solid Fire Red (Z4Q)



Arctic Premium White (ZHJ)



Metallic Silky Silver (Z2S)



Metallic Magma Grey (Z7Q)



Premium Midnight Blue (Z1Q)




Metallic Lucent Orange (ZYE)

SEAT UPHOLSTERY



GA Interior



GL Interior



GA - steel wheels with
centre cap



GL - steel wheels
with full wheel cover

WHEELS





SUZUKI

COMPLETE

Suzuki understands that purchasing a new vehicle is a substantial investment. Our unwavering commitment to customer satisfaction is represented in our 'Suzuki Complete' package, which includes every aspect of after-sales support, with warranty, service plan, and roadside assistance standard.

Warranty

All Suzuki models are covered by a comprehensive manufacturer's warranty against any defects for a period of three years or 100 000 km. This is supported by a six year body corrosion warranty subject to terms and conditions.

Service Plan

The Suzuki Swift benefits from a 2yr/30 000km service plan. This plan includes the replacement of oil, the oil filter, fuel filter, brake fluid, air filter and accessory belts, but excludes tyres, brakes and other wear-and-tear items.

Roadside Assistance

Every new Swift comes with a roadside assistance plan. Some of the benefits offered by this comprehensive package include: battery and locksmith call-out services, mechanical and electrical, breakdown towing (accident towing is optional), emergency medical rescue, vehicle repatriation and a stand-by-you roadside security armed-response service.

All care is taken to ensure the accuracy of this brochure at the time of print approval. Specifications, features, prices and model availability may vary from those specified and may change without notice. Always consult your authorised Suzuki Dealer or refer to www.SuzukiAuto.co.za for the latest details on all models. SUZUKI AUTO South Africa (PTY) Ltd will not be held liable for any loss as a result of reliance on the content of this brochure, whether in negligence or otherwise. Vehicles are shown for illustrative purposes only and may not depict exact specifications. Published May 2018.

Part number 9900L-M5501-BRO



SUZUKI AUTO South Africa (PTY) Ltd | Tel: 0861 511 111
17 Enterprise Close, Linbro Business Park, Marlboro, 2090
PO Box 1995, Kelvin, South Africa, 2054 | www.SuzukiAuto.co.za

