


Experience the Renault Kangoo Express and Trafic Van  
at **www.renault.co.za**



Renault Customer Care Direct Line: 0861 RENAULT or 0861 736 2858  
Renault South Africa (Pty) Ltd. reserves the right to modify its models without notice, likewise their characteristics, equipment and accessories.

Renault recommends 

Printed January 2016 © CUBE DESIGN • 011 454 6160 • 0415 6269



# Renault COMMERCIAL

Trafic Panel Van | Kangoo Express





# New Renault TRAFIC

## It Can Handle Anything


A dynamic and rugged profile, a whole new interior design, and powerful new flexible and efficient TwinTurbo diesel engine and equipment to offer you ever enhanced efficiency: the new Trafic is innovating at every level.

The latest Trafic van has been specifically designed to meet the needs of professionals, whatever their business environment.



# Endless Loading Opportunities

For the new Trafic, Renault has developed original solutions that make the loading area even more practical. The exclusive flap under the passenger bench makes loading easier and means you can carry material up to 4.15 Metres long.



Features and images may vary and be optional depending on model, and are subject to change without notice.

## Extra Length

The left rear door locking device means you can safely transport even longer objects from time to time by leaving the right rear door open.

The effective volume—5.2m<sup>3</sup>. This means that you can carry 3 Euro pallets in the new Trafic!

## A Look inside the Trafic

To guard against everyday hazards, the new Trafic is fitted with some truly innovative systems.

The new Trafic uses specially developed technologies to counter difficult driving situations. These include ABS brakes, ESP with traction control and EBD (Electronic Brake Distribution).

Even more practical, the new Trafic comes with brand new equipment and up to 18 lashing rings. Every trade will find the new Trafic model suits their needs. It lends itself to ingenuity.



**1. Side sliding door.** Giving easier access to the rear area and helping with loading and unloading. **2. Double Wing Mirrors** Reduce blind spots and help with safer parking. **3. Unglazed rear & side doors** Full steel rear and side doors with 90° and 180° opening.

# The Heart of the Traffic

A product of the latest-generation 1.6 dCi block developed by Renault, the new Traffic Twin Turbo diesel engine benefits from the best in modern technology to bring fuel consumption down.

The TwinTurbo engine allows you to achieve fuel economy below 7.6L/100 km, astonishing for a van in this class.



# Twin Turbo Efficiency

The double stage turbocharging allows for flexible driving and instant pick-up, even under load, while giving more power at high speeds. The first low inertia turbo provides high torque from low speeds to give you greater responsiveness when pulling away and restarting. Greater savings and greater driving pleasure! With the new Traffic, you win however you look at it. The second turbocharger takes over at higher speeds, letting you call on more power without running out of steam, giving you smooth, steady and regular acceleration.

# Vehicle specifications

ENGINE	Traffic dCi 120 Twin Turbo
Fuel	Diesel
Engine type	Turbocharged Diesel
Capacity (cm³)	1,598
Number of cylinders/valves	4/16
Max. power (kW)	88
Peak torque (Nm)	320
Peak torque rating (rpm)	1,500
GEARBOX	
Type	Manual
Number of gears	6
BRAKING SYSTEM	
Front brakes	296mm discs
Rear brakes	280mm discs
STEERING	
Power-assisted	Variable
Ø turning circle between kerbs(m)	13.17
Ø turning circle between walls(m)	13.73
WHEELS AND TYRES	
Wheel size and type	16" Steel with wheel covers
Tyre size/profile	195 /75 R16
PERFORMANCE	
Top speed (km/h)	165
0 -100 km/h	12.0
CONSUMPTION AND EMISSIONS**	
Urban cycle (L/100km)	8.2
Extra Urban cycle (L/100 km)	7.3
Combined cycle (L/100 km)	7.6
Emissions CO <sub>2</sub> mixed cycle (g/km)	199
Fuel tank capacity (L)	80
WEIGHT(KG)	
Kerb weight	1,666
Gross vehicle weight rating (GVWR)	3,010
Gross train weight (GTW)	5,010
Max. payload	1200
Max. braked trailer (within the GTW limit)	2000
WARRANTY-SERVICE-WARRANTY	
5 Year / 150 000 km mechanical warranty	•
6 Year anti-corrosion warranty	•
15 000 km service intervals	•
5 Year / 100 000 km service plan	•

# Equipment & options

SAFETY	
Driver's airbag	•
Side impact bars	•
ABS with EBD	•
ESP with traction control	•
Height-adjustable seat belts	•
COMFORT AND CONVENIENCE	
Manual air-conditioning	•
Multifunction on-board computer	•
Electric power-steering	•
Hill Start Assist	•
Electric one-touch window (driver's side)	•
Electric mirrors	•
Radio CD/MP3 player with Bluetooth	•
Automatic door locking when driving	•
Remote central locking with deadlocking	•
Height-adjustable driver's seat	•
Depth-adjustable steering wheel	•
Chrome interior inserts	•
Wide view mirror	•
Comfort upholstery	•
50L storage under passenger seat trapdoor	•
Anchorage points on load floor	•
Standard spare wheel	•
EXTERIOR	
180 Degree opening rear doors	•
Sliding left side loading door	•
Wraparound black bumpers	•
Black mirrors	•
Foglights	•
16" Wheels with plastic wheel covers	•

DIMENSIONS	
Payload	1200kg
Dimensions in mm	
Wheelbase	3,494
Overall length	5,399
Front overhang	933
Rear overhang	968
Front track width	1,615
Rear track width	1,626
Overall width without door mirrors	1,956
Unladen height	1,967
Overall width without rear doors open	3,328

Sill height	540
Height with rear doors open	2,040
Ground clearance	160
Elbow room	1,624
Maximum interior width	1,690
Rear interior height	1,285
Width between wheel arches	1,268
Sliding door sill height	1,285
Loading length	2,927
Loading height	1,444

Standard • Not Available - Optional ◦

\*\*Fuel consumption and CO<sub>2</sub> emissions are certified using a standard, regulated method. It is identical for all manufacturers and allows vehicles to be compared. Fuel consumption in actual usage depends on the vehicle's usage conditions and equipment and the driver's driving style.

Features and images may vary and be optional depending on model, and are subject to change without notice.



# Renault KANGOO EXPRESS

## Assertive and Confident

The new Kangoo's design has come of age. Taut lines and clear forms ensure a robust reassuring look, while the front end incorporates Renault's new design identity, with a bold logo contrasted against a black grille, along with more expressive, tapered headlights. The front bumper, bonnet and front wings have been reshaped to provide a more sturdy impression.

With its new lower, wider body, the Kangoo Express promises stable and safe road handling, particularly when cornering. This adds to the dynamic performance as well as driving precision and comfort. The braking system is particularly efficient coming to a standstill from 100kph in a distance of just 40 metres.



# Deliveries made Easy?

Open, load, locate, unload... Efficient deliveries guaranteed. The Kangoo Express is equipped to help you deliver quickly and conveniently. The sliding door and the 180 degree opening of the asymmetrical rear doors ensure easy access for loading.

The Kangoo responds to your professional needs with a series of ingenious features and accessories which make your daily life at work that much easier. Large enough to take a pallet on board, the Kangoo gives you a loading area 147.6cm long and 121cm wide between the wheel arches with a standard payload of 800kg.

It meets all your professional and business needs - acting as your mobile office and a made to measure carry-all. And what's more, you'll have peace of mind with Renault's standard 5 year/ 150 000km warranty, 3 year/60 000km service plan, backed by the Renault Promise.




# A Look Inside the Kangoo

Unrivalled comfort at work ergonomics and features that take the stress out of your day.

The driver’s seat in the Kangoo Express is just like that of a normal car. Quality presentation and finish, a spacious interior and functionality combine to make driving really comfortable.

Boasting a spacious front seating capacity, the Kangoo has exceptional elbow room for more freedom of movement. The driver’s seat is particularly comfortable and easy to access, while the dash-mounted gear lever, door handles and controls, along with the many storage compartments, are all within easy reach.

The Kangoo features standard airconditioning to keep you cool on those hot summer days travelling with your cargo.



1.. **Glovebox.** The glovebox is spacious enough to store a notebook or laptop. 2. **In-dash storage** A central in-dash storage compartment is ideal for A4 documents. 3. **Load area floor covering and Anchorage points** Rubber floor covering to protect the bodywork. 4. **Central storage.** Central storage console between seats with aircraft type handbrake.

## Vehicle specifications

ENGINE	Kangoo 1.6 16V
Fuel	Unleaded
Engine type	Normally Aspirated/Multipoint injection
Capacity (cm³)	1,598
Number of cylinders/valves	4/16
Max. power (kW)	78
Peak torque (Nm) / with Overboost* (Nm)	148
Peak torque rating (rpm)	3,750
GEARBOX	
Type	Manual
Number of gears	5
BRAKING SYSTEM	
Front brakes	280mm discs
Rear brakes	274mm discs
STEERING	
Power-assisted	Variable
Ø turning circle between kerbs/walls (m)	10.7
Lock-to-lock steering wheel turns (depending on tyre width)	3.2
WHEELS AND TYRES	
Wheel size and type	15" Steel
Tyre size/profile	195 /65 R15
PERFORMANCE	
Top speed (km/h)	158
0 -100 km/h	15.8
CONSUMPTION AND EMISSIONS**	
Urban cycle (L/100km)	10.9
Extra Urban cycle (L/100 km)	6.7
Combined cycle (L/100km)	7.7
Emissions CO <sub>2</sub> mixed cycle (g/km)	180
Fuel tank capacity (L)	60
WEIGHT(KG)	
Kerb weight	1,236/1,412
Kerb weight on front/rear	829/812
Gross vehicle weight rating (GVWR)	2,074
Gross train weight (GTW)	2,930
Max. payload	800
Max. braked trailer (within the GTW limit)	1050
WARRANTY-SERVICE-WARRANTY	
5 Year / 150 000 km mechanical warranty	•
6 Year anti-corrosion warranty	•
15 000 km service intervals	•
3 Year / 60 000 km service plan	•

Standard • Not Available - Optional ◦

## Equipment & options

SAFETY	
ABS with EBD	•
EBA(Electronic Brake Assist)	•
Driver's airbag	•
COMFORT AND CONVENIENCE	
Manual air-conditioning	•
Multifunction on-board computer	•
Electric power steering	•
Height-adjustable steering wheel	•
Remote central locking	•
Follow me home lighting	•
Tinted glass windows	•
Dead locking	•
Protection bard behind driver	•
Height-adjustable driver's seat	•
1.5 Litre bottle holder	•
Covered glove compartment	•
Height-adjustable seatbelts	•
Rubber floor mat	•
Cargo area courtesy light	•
12v Power point	•
Emergency spare wheel	•
EXTERIOR	
180 Degree opening asymmetrical rear swing doors	•
Sliding left side panel door	•
Black bumpers	•
Black mirrors	•
Black door handles	•
15" Steel wheels	•
DIMENSIONS	
Payload	800kg
Load volume	3.0m³
Dimensions in mm	
Wheelbase	3,081
Overall length	4,666
Front overhang	875
Rear overhang	710
Front track width	1,521
Rear track width	1,533
Overall width without door mirrors	1,829
Unladen height	1,836
Height with opened rear doors	1,920
Sill height	601

Ground clearance (unladen)	201
Elbow room	1,510
Front interior width	1,464
Rear interior height	1,252
Rear width - top	1,141
Rear width - bottom	1,219
Width between wheel arches	1,218
Loading height	1,129
Loading length	1,862

\*\*Fuel consumption and CO<sub>2</sub> emissions are certified using a standard, regulated method. It is identical for all manufacturers and allows vehicles to be compared. Fuel consumption in actual usage depends on the vehicle's usage conditions and equipment and the driver's driving style.



# The Renault Promise

## MyRenault

MyRenault has been designed to make your life a little easier.  
Manage your vehicle online and take advantage of a range of specially tailored offers and benefits.

Register now: [www.myrenault.co.za](http://www.myrenault.co.za)

## Parts Availability

Whatever parts you need, should we not have them, we'll offer you a mobility solution.  
Renault ranks amongst South Africa's motor industry leaders in affordable parts pricing. Parts availability is ensured in Renault dealerships, but should your Renault become immobilised through spare parts being unavailable, you will be offered a mobility solution.

## 5 Year / 150 000km Warranty

With a 5 year / 150 000km warranty\*, you're always covered.  
Should you experience any mechanical failure resulting from a defect in an original part(s) on your new Renault vehicle, Renault will cover the cost of repairs for a period of 5 years or 150 000km.

## Service / Maintenance Plans

We offer standard or tailor-made options to suit your needs.

### Service Plan

Having a Service Plan reduces the costs of servicing your new car. The price of the Service Plan is fixed when you buy your car, so you won't have to worry about inflationary price increases on labour or parts; for the duration of your Service Plan.

### Maintenance Plan

Upgrade to a full Maintenance Plan, a comprehensive package that not only covers all your service, maintenance and labour costs over a contract period, but also gives you greater peace of mind.

## 24hr Roadside Assistance

Whatever the emergency, we'll always be there.  
Because your personal safety is of utmost importance to us, help is one phone call away. Simply dial 0861 736 2858 for assistance or for a team to be dispatched to you. Our 24 hour Roadside Assistance Plan covers all new Renault vehicles for a period of 5 years or 150 000km with an option for extension.

\*Warranty does not cover wear and tear items such as shock absorbers, brake pads, clutch, cam belt, etc.



## Contacts to Remember

Customer Care / Renault Assist:  
0861 RENAULT (0861 736 2858)  
Renault on the web:  
[www.renault.co.za](http://www.renault.co.za)