

MADE  
WITH  
SOUL



MAZDA



MAZDA2

MAZDA.CO.ZA



**3** YEAR  
UNLIMITED KM  
WARRANTY AND  
SERVICE PLAN



## M A D E   W I T H   S O U L

From perfecting the rotary engine and winning the Le Mans race the first time we entered it, to breaking the world record for the most-sold two-seater convertible in history, we are driven forward by the desire to defy convention. We believe that if you can imagine it, we can make it happen.

This desire is the fuel behind everything we create and achieve and now, it has given us **SKYACTIV TECHNOLOGY**, '**KODO – Soul of Motion**' design and countless other successes that were once considered impossible feats. These pages show how striving to do what others cannot is not only rewarding but also integral to creating innovative, beautiful cars.



MAZDA2

---

# F R E E D O M   S T A R T S   N O W

From the moment you start your Mazda2, you feel the exhilaration that happens when a range of perfectly designed parts work in harmony and come to life in motion. It's a feeling that can be captured through the Japanese expression 'Jinba-Ittai', the bond between a horse and rider. It's the beauty of freedom to go anywhere.

This is a small car that's taken a big leap forward. The Mazda2 rewards you with sophisticated design, while its **SKYACTIV Technology** unlocks quick-witted agility and outstanding fuel economy. Connectivity is a seamless part of the artistry, and the safety features are the most advanced around. Its forward-thinking performance is matched with an elegantly flowing '**KODO – Soul of Motion**' design that reflects the dynamic beauty of an animal leaping into action. This allows the Mazda2 to capture the imagination through this eye-catching sense of movement.





A BEATING HEART. FREE.  
PASSION, PRECISION UNITE.  
YOUR SPIRIT. OURS. **HERE.**

# A MORE ENLIGHTENED DRIVE

Getting around never felt so good. The Mazda2 is light on its feet around town, smooth-riding and sure of itself, everywhere you go. At every level, breakthrough **SKYACTIV Technology** has reduced weight and ramped up efficiency. The 1.5 litre engine gives you lots of go, yet uses very little fuel. The Mazda2 is available in manual or automatic transmissions – both responsive and refined. With a body that cuts quietly through the air, the Mazda2 moves you in the most enjoyable way you could imagine.



## AUTOMATIC TRANSMISSION

The 6-speed (SKYACTIV-Drive) automatic transmission combines the best aspects of conventional automatic, continuously variable and dual-clutch transmissions. It also couples directly with the engine over a far wider range than other automatic transmissions, ensuring increased fuel economy and more direct power delivery. Shifts are quick and smooth.

## MANUAL TRANSMISSION

The 6-speed (SKYACTIV-MT) manual transmission delivers precise, sportscar-style shifting through simplified design and a finely-honed mechanism. More compact and also much lighter than comparable transmissions, it significantly cuts internal friction to improve fuel economy.



## SKYACTIV-G 1.5L PETROL ENGINE

The low weight, low friction and high efficiency fundamentals of the SKYACTIV-G petrol engine design result in sporty performance with minimised fuel use. Its 4-2-1 exhaust layout helps produce 85kW of power and 148Nm of torque, with an impressive fuel consumption of 6 litres per 100km when matched to the 6-speed (SKYACTIV-Drive) automatic transmission.



## BODY

New-generation design and materials maximise lightness and rigidity. Key joints are strengthened by advanced techniques requiring no heavy reinforcement. High and ultra-high tensile steel cuts weight and boosts strength. Despite being light, the Mazda2 achieves outstanding collision performance.



## CHASSIS

Every component has been optimised to build the sense of 'oneness' between car and driver. The lightweight front strut and rear torsion beam suspension use firmer bushings and revised geometry for sporty agility with high levels of refinement. Electric power-assisted steering saves fuel and also delivers quick handling underpinned by reassuring stability.



#### DRIVER-CENTRIC COCKPIT

The elegantly crafted cabin surrounds the driver with carefully positioned controls to allow for an intuitive driving experience.

#### HEADS-UP DISPLAY (HUD) - INDIVIDUAL ONLY

Mazda's Heads-Up Display (HUD) shows important driving information like speed, next turn directions from the satellite navigation and safety alerts. It is positioned directly in front of the driver, which means it feeds you all the information without you needing to take your eyes off the road. You can adjust the height of the display to match your eyeline.



#### PADDLE TRANSMISSION SWITCHES - INDIVIDUAL ONLY

The option of paddle transmission switches artfully blend the thrill of manual gear control, with the ease of an automatic. This allows you to effortlessly shift gears without your hands ever having to leave the steering wheel.



#### REAR CAMERA - INDIVIDUAL ONLY

The Mazda2's rear camera park assist, complemented by precise rear sensors, simplifies the tightest parking maneuvers. Offering both a visual guide and audio alerts, it ensures not only convenience but peace of mind, assuring you of an effortless reversing experience.



### ALWAYS IN TOUCH WITH MZD CONNECT - FROM DYNAMIC

Take off in a Mazda2, and you're connected with the stuff that counts. Connect your compatible smartphone to the MZD Connect system and get access to a heap of online content, including Facebook and Twitter feeds, radio, podcasts and more. Texts can even be read out loud. It all comes together right where you need it; on a central touchscreen positioned to help you stay focused on the road. Control is effortless, with a rotary commander dial falling to hand without you even having to look. Nothing could be easier – available from the Dynamic model.

### APPLE CARPLAY®



### ANDROID AUTO™



### USB CONNECTIVITY: 2 PORTS\*



\*1 port available for Active.


### DRIVE SELECTION



Drive selection lets you switch between normal and sport mode. Standard on Automatic models only.


# INTERIOR TRIM

### ACTIVE MODEL



Black Cloth Interior

### DYNAMIC MODEL



Black Cloth Interior

### INDIVIDUAL MODEL



Leather & Cloth Interior  
(Stitching Detail)

# ALLOY WHEELS

### ACTIVE MODEL



15" Steel Wheels  
(Silver Cap)

### DYNAMIC MODEL



15" Alloy Wheels  
(Silver Metallic)

### INDIVIDUAL MODEL



16" Alloy Wheels  
(Black & Machining)



## MAZDA2 1.5L INDIVIDUAL (AUTO)

### FEATURES IN ADDITION TO DYNAMIC INCLUDE:

- Smart Keyless Entry
- Headlamps: Auto on/off
- Front rain-sensing wipers
- Auto fold outer mirrors
- Seat trim: Leather & Cloth
- Paddle transmission switches
- Privacy glass (Rear side & Back)
- Chrome exhaust extension
- Reverse Camera
- Air-Conditioning (Automatic)
- Parking Sensors (Rear)
- Wireless Charging
- Black Outer Mirrors
- Black Roof Wrapping
- Analogue Tachometer & Odometer
- 16" Alloy Wheels (Black & Machining)



WIRELESS CHARGING



SMART KEYLESS ENTRY



REAR PARKING SENSORS





## MAZDA2 1.5L DYNAMIC (MANUAL/AUTO)

### FEATURES IN ADDITION TO ACTIVE INCLUDE:

- Dynamic Stability Control (DSC)
- Airbags SRS: Side & Curtain
- MZD Connect System
- 7-Inch Display Screen
- Commander Dial
- Apple CarPlay® and Android Auto™
- USB connectivity: 2 Ports
- Leather-wrapped steering wheel, gearshift knob and handbrake handle
- 6 Speakers
- Cruise Control
- Auto-dimming rear view mirror
- Power fold outer mirrors
- Integrated Navigation (Optional)
- Shark Fin Antenna
- 15" Alloy Wheels (Silver Metallic)



COMMANDER  
DIAL



MZD  
CONNECT

AUTO-DIMMING  
REAR VIEW MIRROR



## MAZDA2 1.5L ACTIVE (MANUAL)

### ACTIVE FEATURES INCLUDE:

- Max power (kW): 85 @ 6,000
- Max torque (Nm): 148 @ 4,000
- LED Headlamps
- Push start ignition
- Airbags SRS: Driver & Passenger
- Anti-lock Braking System (ABS)
- Electronic Brake-force Distribution (EBD)
- Emergency Brake Assist (EBA)
- Power windows: Front & Rear
- Power windows: One-touch system (Driver)
- Auto Headlamps Levelling
- Seat trim: Cloth
- Keyless Entry
- Digital Tachometer & Odometer
- USB connectivity: 1 Port
- Trip Computer
- Burglar Alarm System
- High mount brake lamp
- Height adjustable seat (Driver)
- Rear seat fold down (60:40)
- Air-conditioning (Manual)
- Multi-function steering wheel with audio controls
- Tilt and telescopic adjustable steering wheel
- Bluetooth® hands free system
- AUX Jack
- 4 Speakers
- Child restraint anchor points (ISOFIX)
- Occupant Monitoring System
- 15" Steel Wheels (Silver Cap)



PUSH START  
IGNITION



RADIO




BLUETOOTH  
HANDS FREE SYSTEM

# COLOUR RANGE



DEEP CRYSTAL BLUE



SNOWFLAKE WHITE PEARL



ARCTIC WHITE



AERO GREY



JET BLACK (Active only)



SOUL RED CRYSTAL




PLATINUM QUARTZ



AIRSTREAM BLUE



MACHINE GREY



POLYMETAL GREY

## 3-YEAR MAZDA UNLIMITED KILOMETRE WARRANTY

Every Mazda is designed and built to the highest standards of performance and reliability. To give you further reassurance on how much we believe in our vehicles, our Mazda vehicles are backed up by a 3-year Unlimited Kilometre Factory Warranty.

## 3-YEAR MAZDACARE ROADSIDE ASSISTANCE

Mazda cares about offering you peace-of-mind motoring. That is why we offer a 3-year Unlimited Roadside Assistance Plan to keep you moving every minute of the year. It includes toll-free calls and services such as free towing rescue due to minor or major mishaps and emergency medical help.

## 3-YEAR MAZDACARE UNLIMITED KILOMETRE SERVICE PLAN

MazdaCare has designed a service plan to suit your needs. It covers scheduled services for 3 years, regardless of your mileage. The service plan operates alongside the Mazda Unlimited Kilometre Warranty.



# S P E C I F I C A T I O N S

Mazda2 Hatchback	1.5 Active	1.5 Dynamic	1.5 Dynamic Auto	1.5 Individual Auto
<b>Powertrain</b>				
Engine type	1.5 litre in-line 4 cylinder 16 valve DOHC S-VT petrol (SKYACTIV-G)	1.5 litre in-line 4 cylinder 16 valve DOHC S-VT petrol (SKYACTIV-G)	1.5 litre in-line 4 cylinder 16 valve DOHC S-VT petrol (SKYACTIV-G)	1.5 litre in-line 4 cylinder 16 valve DOHC S-VT petrol (SKYACTIV-G)
Bore and stroke (mm)	74.5 x 85.8	74.5 x 85.8	74.5 x 85.8	74.5 x 85.8
Compression ratio	13.0:1	13.0:1	13.0:1	13.0:1
Engine capacity (cc)	1,496	1,496	1,496	1,496
Drive	FWD	FWD	FWD	FWD
Power (kW@rpm)	85 @ 6,000	85 @ 6,000	85 @ 6,000	85 @ 6,000
Torque (Nm@rpm)	148 @ 4,000	148 @ 4,000	148 @ 4,000	148 @ 4,000
CO <sub>2</sub> emission (g/km)	134	134	140	140
Emissions standard	Euro stage IV	Euro stage IV	Euro stage IV	Euro stage IV
Fuel type	Petrol	Petrol	Petrol	Petrol
Fuel consumption - combined (L/100km)	5.7	5.7	6.0	6.0
Fuel tank capacity (L)	44	44	44	44
Top speed	188	188	184	184
<b>Transmission</b>				
Type	6-Speed Manual	6-Speed Manual	6-Speed Auto	6-Speed Auto
Gear ratio 1 <sup>st</sup>	3.583	3.583	3.529	3.529
Gear ratio 2 <sup>nd</sup>	1.904	1.904	2.025	2.025
Gear ratio 3 <sup>rd</sup>	1.290	1.290	1.348	1.348
Gear ratio 4 <sup>th</sup>	0.972	0.972	1.000	1.000
Gear ratio 5 <sup>th</sup>	0.795	0.795	0.742	0.742
Gear ratio 6 <sup>th</sup>	0.645	0.645	0.594	0.594
Reverse	3.416	3.416	2.994	2.994
Final drive	4.105	4.105	4.319	4.319

Mazda2 Hatchback	1.5 Active	1.5 Dynamic	1.5 Dynamic Auto	1.5 Individual Auto
<b>Chassis</b>				
Suspension type - front	Macpherson strut	Macpherson strut	Macpherson strut	Macpherson strut
Suspension type - rear	Torsion beam axle	Torsion beam axle	Torsion beam axle	Torsion beam axle
Brake type - front	Disc - ventilated	Disc - ventilated	Disc - ventilated	Disc - ventilated
Brake type - rear	Drum	Drum	Drum	Drum
Diameter front (mm)	258	258	258	258
Diameter rear (mm)	200	200	200	200
Electronic power-assisted steering	Std	Std	Std	Std
Turning circle curb to curb (m)	4.7	4.7	4.7	4.7
<b>Weights and Capabilities</b>				
Gross Vehicle Mass (kg)	1,500	1,500	1,516	1,527
Towing mass (kg) braked	750	750	250	250
Towing mass (kg) unbraked	450	450	250	250
Luggage volume (L)	250	250	250	250
<b>Exterior Dimensions (mm)</b>				
Length (mm)	4,080	4,080	4,080	4,080
Width (mm)	1,695	1,695	1,695	1,695
Height (mm)	1,515	1,515	1,515	1,515
Wheelbase (mm)	2,570	2,570	2,570	2,570
Front track (mm)	1,495	1,495	1,495	1,495
Rear track (mm)	1,485	1,485	1,485	1,485
Front overhang (mm)	830	830	830	830
Rear overhang (mm)	680	680	680	680

Mazda2 Hatchback	1.5 Active	1.5 Dynamic	1.5 Dynamic Auto	1.5 Individual Auto
<b>Exterior</b>				
Headlamps: Auto on/off	-	-	-	•
Auto Headlamps Levelling	•	•	•	•
LED Headlamps	•	•	•	•
Power fold outer mirrors	-	•	•	•
Auto fold outer mirrors	-	-	-	•
Black outer mirrors	-	-	-	•
Front rain-sensing wipers	-	-	-	•
Shark Fin Antenna	-	•	•	•
Privacy glass (Rear side & Back)	-	-	-	•
Chrome exhaust extension	-	-	-	•
Keyless Entry	•	•	•	-
Smart Keyless Entry	-	-	-	•
<b>Interior</b>				
Heads-Up Display (HUD)	-	-	-	•
Air-conditioning	Manual	Manual	Manual	Automatic
Ambient temperature display	•	•	•	•
Cruise Control	-	•	•	•
Leather-wrapped steering wheel	-	•	•	•
Leather-wrapped gear shift knob	-	•	•	•
Leather-wrapped handbrake handle	-	•	•	•
Auto-dimming rear view mirror	-	•	•	•
Multi-function steering wheel with audio controls	•	•	•	•

Mazda2 Hatchback	1.5 Active	1.5 Dynamic	1.5 Dynamic Auto	1.5 Individual Auto
<b>Interior</b>				
Tilt and telescopic adjustable steering wheel	•	•	•	•
Paddle transmission switches	-	-	-	•
Trip Computer	•	•	•	•
Push start ignition	•	•	•	•
Tachometer	Digital	Digital	Digital	Analogue
Seat trim	Black Cloth	Black Cloth	Black Cloth	Leather & Cloth
Coloured Interior Panel	-	•	•	•
Height adjustable seat (Driver)	•	•	•	•
Rear seat fold down (60:40)	•	•	•	•
Vanity mirror (Front)	•	•	•	•
Map reading lights	•	•	•	•
Power windows: Front & Rear	•	•	•	•
Power windows: One-touch system (Driver)	•	•	•	•
<b>Infotainment</b>				
MZD Connect System	-	•	•	•
7-Inch Display Screen	-	•	•	•
Apple CarPlay® and Android Auto™	-	•	•	•
USB connectivity ports	1	2	2	2
Bluetooth® hands free system	•	•	•	•
AUX Jack	•	•	•	•
Integrated Navigation	-	○	○	○
Speaker quantity	4	6	6	6

Mazda2 Hatchback	1.5 Active	1.5 Dynamic	1.5 Dynamic Auto	1.5 Individual Auto
Wireless Charging (Qi)	-	-	-	•
<b>Safety and Security</b>				
Airbags SRS: Driver & Passenger	•	•	•	•
Airbags SRS: Side & Curtain	-	•	•	•
Anti-lock Braking System (ABS)	•	•	•	•
Electronic Brake-Force Distribution (EBD)	•	•	•	•
Emergency Brake Assist (EBA)	•	•	•	•
Dynamic Stability Control (DSC)	-	•	•	•
Child restraint anchor points (ISOFIX)	•	•	•	•
Parking Sensors (Rear)	-	-	-	•
Reverse Camera	-	-	-	•
Seat-belt occupant sensing (Front)	•	•	•	•
Pretensioners, load-limiters & height adjustable shoulder anchorages	•	•	•	•
Seat-belt warning (Front & Rear)	•	•	•	•
Seat-belt 3-point lap-sash (all seats)	•	•	•	•
Burglar Alarm System	•	•	•	•
High mount brake lamp	•	•	•	•

Mazda2 Hatchback	1.5 Active	1.5 Dynamic	1.5 Dynamic Auto	1.5 Individual Auto
<b>Wheels and Tyres</b>				
Wheel type	Steel (Black with cap)	Alloy (Silver Metallic)	Alloy (Silver Metallic)	Alloy (Black & Machining)
Tyre size	185/65 R15	185/65 R15	185/65 R15	185/60 R16
Tyre type (Spare)	Temporary (Steel)	Temporary (Steel)	Temporary (Steel)	Temporary (Steel)
Tyre size (Spare)	T125/70D15	T125/70D15	T125/70D15	T125/70D15
<b>MazdaCare</b>				
Service Plan	3-Year/Unlimited km	3-Year/Unlimited km	3-Year/Unlimited km	3-Year/Unlimited km
Service Intervals	15 000km	15 000km	15 000km	15 000km
Warranty	3-Year/Unlimited km	3-Year/Unlimited km	3-Year/Unlimited km	3-Year/Unlimited km
Roadside Assistance	3-Year/Unlimited km	3-Year/Unlimited km	3-Year/Unlimited km	3-Year/Unlimited km

• = Standard  
○ = Optional  
- = Not available

# MAZDA MAINTENANCE CHECK SHEET

## Vehicle Check Sheet

Distance and Time Maintenance Intervals	SERVICE INTERVAL IN 15 000 KM																			
	12	24	36	48	60	72	84	96	108	120	132	144	156	168	180	192	204	216		
	15	30	45	60	75	90	105	120	135	150	165	180	195	210	225	240	255	270		
<b>PETROL ENGINES</b>																				
Fuel filter				R				R				R				R				
Spark plugs								R								R				
Deposit cleaner (SKYACTIV engines only)	R	R	R	R	R	R	R	R	R	R	R	R	R	R	R	R	R	R		
Evaporative system (if installed)	I	I	I	I	I	I	I	I	I	I	I	I	I	I	I	I	I	I		
Fuel injection system*(1)	I																			
Drive belts*(2)	I	I	I	I	I	I	I	I	I	I	I	I	I	I	I	I	I	I		
Engine oil*(3)	R	R	R	R	R	R	R	R	R	R	R	R	R	R	R	R	R	R		
Engine oil filters*(3)	R	R	R	R	R	R	R	R	R	R	R	R	R	R	R	R	R	R		
Cooling system	I	I	I	I	I	I	I	I	I	I	I	I	I	I	I	I	I	I		
Engine coolant*(4)	Replace at first 200 000 km or 10 years and every 100 000 km or 5 years after the initial replacement.																			
Air filter*(5)	C	R	C	R	C	R	C	R	C	R	C	R	C	R	C	R	C	R		
Cabin air filter, pollen filter, cooling unit filter*(5)	I	R	I	R	I	R	I	R	I	R	I	R	I	R	I	R	I	R		
Fuel lines and hoses	I	I	I	I	I	I	I	I	I	I	I	I	I	I	I	I	I	I		
Battery electrolyte level and specific gravity*(6)	I	I	I	I	I	I	I	I	I	I	I	I	I	I	I	I	I	I		
Brake lines, pipes, hoses and connections	I	I	I	I	I	I	I	I	I	I	I	I	I	I	I	I	I	I		
Brake fluid*(7)	I	I	I	I	I	R	I	I	I	I	R	I	I	I	I	I	I	R		
Parking brake	S	S	S	S	S	S	S	S	S	S	S	S	S	S	S	S	S	S		
Power brake unit	I	I	I	I	I	I	I	I	I	I	I	I	I	I	I	I	I	I		
Disc brakes	I	I	I	I	I	I	I	I	I	I	I	I	I	I	I	I	I	I		
Steering operation and linkages	I	I	I	I	I	I	I	I	I	I	I	I	I	I	I	I	I	I		
Manual transmission/gearbox oil	I	I	I	R	I	I	I	R	I	I	I	R	I	I	I	R	I	I		
Differential oil*(8)*(9)	I	I	I	I	I	I	I	R	I	I	I	I	I	I	I	R	I	I		
Automatic transmission/gearbox oil	I	I	I	I	I	I	I	R	I	I	I	I	I	I	I	R	I	I		
Front and rear suspension, ball joints, stabilizers, alignment	I	I	I	I	I	I	I	I	I	I	I	I	I	I	I	I	I	I		
Drive shafts, propeller shafts, dust boots, CV joints	I	I	I	I	I	I	I	I	I	I	I	I	I	I	I	I	I	I		
Exhaust system and heat shields	I	I	I	I	I	I	I	I	I	I	I	I	I	I	I	I	I	I		
All body and chassis bolts and nuts	T	T	T	T	T	T	T	T	T	T	T	T	T	T	T	T	T	T		
Body condition, corrosion, perforation, general condition	I	I	I	I	I	I	I	I	I	I	I	I	I	I	I	I	I	I		
Tires, including the spare wheel	I	I	I	I	I	I	I	I	I	I	I	I	I	I	I	I	I	I		
Tire rotation and wheel alignment*(10)	Every 15 000 km of 1 year																			

### Service Inspection Symbols

I - Inspect  
R - Replace  
C - Clean  
S - Set  
T - Tighten

### Remarks

\*(1) - Implement fuel injection amount correction.

\*(2) - Also inspect all auxiliary belts, if installed. If the vehicle is operated primarily under the following conditions, inspect the drive belts and auxiliary belts more often than recommended (Servicing Dealer to advise customer accordingly).

a) Driving in dusty conditions or in a mining area.  
b) Extended periods of idling continuous low-speed operation.  
c) Short distance driving.  
d) Operating the vehicle in extreme cold or hot conditions for long periods.  
e) Driving the vehicle in mountainous conditions for long periods.

\*(3) - If the vehicle is operated primarily under the following conditions, inspect the drive belts and auxiliary belts more often than recommended (Servicing Dealer to advise customer accordingly).

a) Driving in dusty conditions or in a mining area.  
b) Extended periods of idling or continuous low-speed operation.  
c) Short distance driving.  
d) Operating the vehicle in extreme cold or hot conditions for long periods.  
e) Driving the vehicle in mountainous conditions for long periods.

\*(4) - Use only manufacturer-specified coolant.

\*(5) - If the vehicle is operated in dusty or sandy areas, the filters must be inspected, cleaned or replaced more regularly (Servicing Dealer to advise customer accordingly).

\*(6) - If operating the vehicle in extreme cold or heat, inspect electrolyte and specific gravity more regularly (Servicing Dealer to advise customer accordingly).

\*(7) - Replace the brake fluid more regularly if the vehicle is continuously loaded, driven in mountainous conditions, exposed to hard driving conditions or operated in humid conditions.

\*(8) - If the vehicle is subjected to the following conditions, the differential oil need to be replaced at 60 000 km.

a) Towing.  
b) Driving in dusty conditions or in a mining area.  
c) Short distance driving.  
d) Operating the vehicle loaded continuously.  
e) Driving the vehicle in mountainous conditions for long periods.

\*(9) - Replace if the component or vehicle was submerged.

\*(10) - Perform wheel alignment more regularly if the vehicle is used on rougher road surfaces, driven off-road or on dirt roads (Servicing Dealer to advise customer accordingly).

# MAZDA2 1.5L SERVICE AND PRICING GUIDE

Take the guesswork out of service pricing. Use the service schedule guide below to view current service details and costs.



## YOUR SERVICE SUMMARY

Mazda2 1.5 Petrol Manual (This includes the Active Manual and Dynamic Manual)																	
Service Interval	15000	30000	45000	60000	75000	90000	105000	120000	135000	150000	165000	180000	195000	210000	225000	240000	255000
Service Cost*	R 2,279.60	R 4,074.55	R 2,279.60	R 5,203.44	R 2,279.60	R 4,260.85	R 2,279.60	R 10,074.23	R 2,279.60	R 4,074.55	R 2,279.60	R 5,389.74	R 3,082.53	R 4,074.55	R 2,279.60	R 10,074.23	R 2,279.60
Parts	R 456.01	R 1,296.84	R 456.01	R 1,480.48	R 456.01	R 1,296.84	R 456.01	R 5,445.95	R 456.01	R 1,296.84	R 456.01	R 1,480.48	R 1,154.21	R 1,296.84	R 456.01	R 5,445.95	R 456.01
Labour	R 900.00	R 1,620.00	R 900.00	R 1,980.00	R 900.00	R 1,620.00	R 900.00	R 2,250.00	R 900.00	R 1,620.00	R 900.00	R 1,980.00	R 900.00	R 1,620.00	R 900.00	R 2,250.00	R 900.00
Consumables	R 626.25	R 626.25	R 626.25	R 1,064.25	R 626.25	R 788.25	R 626.25	R 1,064.25	R 626.25	R 626.25	R 626.25	R 1,226.25	R 626.25	R 626.25	R 626.25	R 1,064.25	R 626.25

\*Vat inclusive

Mazda2 1.5 Petrol Automatic (This includes the Dynamic Automatic and Individual Automatic)																	
Service Interval	15000	30000	45000	60000	75000	90000	105000	120000	135000	150000	165000	180000	195000	210000	225000	240000	255000
Service Cost*	R 2,279.60	R 4,074.55	R 2,279.60	R 4,492.74	R 2,279.60	R 4,260.85	R 2,279.60	R 9,260.03	R 2,279.60	R 4,074.55	R 2,279.60	R 4,679.04	R 3,082.53	R 4,074.55	R 2,279.60	R 9,260.03	R 2,279.60
Parts	R 456.01	R 1,296.84	R 456.01	R 1,480.48	R 456.01	R 1,296.84	R 456.01	R 5,445.95	R 456.01	R 1,296.84	R 456.01	R 1,480.48	R 1,154.21	R 1,296.84	R 456.01	R 5,445.95	R 456.01
Labour	R 900.00	R 1,620.00	R 900.00	R 1,800.00	R 900.00	R 1,620.00	R 900.00	R 1,980.00	R 900.00	R 1,620.00	R 900.00	R 1,800.00	R 900.00	R 1,620.00	R 900.00	R 1,980.00	R 900.00
Consumables	R 626.25	R 626.25	R 626.25	R 626.25	R 626.25	R 788.25	R 626.25	R 626.25	R 626.25	R 626.25	R 626.25	R 788.25	R 626.25	R 626.25	R 626.25	R 626.25	R 626.25

The total service price is the base scheduled maintenance, plus any additional scheduled maintenance items that are required. Base scheduled maintenance is due every 15,000 km but no longer than 12 months, whichever comes first.

### Disclaimer:

1. Prices are subject to change without prior notice.  
2. The suggested price in no way dictates what is charged at each individual Mazda Dealer and should, therefore, be treated as a guideline only. Consumables include the below; however, not all consumables are included on every service.

LUBRICANTS & CONSUMABLES			
1. Engine Oil	2. Manual Gearbox/Transmission Oil	3. Rear Differential Oil	4. Front Differential Oil
5. Mazda Deposit Cleaner	6. Automatic Gearbox/Transmission Oil	7. Brake Fluid	8. Anti-freeze

BEHOLD PERFECTION.  
ONE TOUCH.  
THE JOURNEY BEGINS.  
FREEDOM LIES AHEAD.



Disclaimer: Information and specs are based on the latest product information available at time of publication and might not meet RSA spec. Mazda Southern Africa (Pty) Ltd reserves the right to make changes without notice in product content and price at any time. For the latest details, always contact your Mazda dealer. Copyright subsists in this material and permission to duplicate any part thereof should be sought from Mazda Southern Africa. Compilation date: February 2023. Terms and conditions apply.



MADE  
WITH  
SOUL



## MAZDA2

**3** YEAR  
UNLIMITED KM  
WARRANTY AND  
SERVICE PLAN

MAZDA.CO.ZA

