



The Power to Surprise

THE ENHANCED KIA  
**SORENTO**






## Equipped to get you right where you want to be.

The rugged new KIA Sorento takes you to exciting new places, and offers you the equipment needed to make the journey with style and confidence.

With its newly elevated headlamps and bonnet, the Sorento cuts a bold and substantial figure on arrival. At the rear, bright LED stop lamps (EX model only) integrated into the tail lamps communicate instantly with following traffic.

The image shows the front interior of a Kia Sorento. The dashboard is dark grey with a large central infotainment screen displaying '91.9'. Below the screen is a climate control panel with two circular dials and a digital display showing '23.0'. The steering wheel is black with the Kia logo in the center and multiple control buttons. The front seats are upholstered in a dark, textured fabric. The overall design is modern and sleek.

## Surround yourself with intelligent contours.

With its fine craftsmanship, sleek instrumentation and powerful, targeted ventilation, the roomy Sorento interior is a refuge of sophistication.

### 8" Audio Display with Navigation

The 8" Audio Display with Navigation adds to the standard system's capabilities, with a large colour touch screen and an integrated reverse camera display.





#### Steering wheel remote control

Intuitively placed steering wheel-mounted controls let you adjust volume and change stations without taking your hands from the wheel and allows access to Bluetooth connectivity, with voice control.

#### Auxiliary, USB and iPod® connections

Play audio from iPods, flash drives and other compatible multimedia devices through the integrated 3.5 mm (analogue) and USB connectors. The Sorento is equipped with Apple CarPlay and is Android Auto ready.

#### Electronic Parking Brake (EPB)

Engage the parking brake simply by operating a button and be certain of whether it's properly engaged or not.



3<sup>rd</sup> row partially folded



3<sup>rd</sup> row folded fully flat



3<sup>rd</sup> row folded fully flat & 2<sup>nd</sup> row partially folded

## ■ 7-seater

**7 seats for maximum flexibility** Partial and full folding of rear seat rows give the Sorento numerous seating and cargo combinations for a perfect balance of passenger comfort and practicality, including convenient loading of long or odd-shaped cargo and leisure equipment.

# Luxurious interior flexibility.

The Sorento interior offers a high standard of comfort and luxury featuring finely crafted seats. With multiple configurations, practicality and versatility is standard in the new Sorento.



**Ease of entry and exit** The 2<sup>nd</sup> row seat auto-folds and slides 270 mm to let rearmost occupants in and out.



**2nd row seatback lever** Easily fold the second row seatbacks flat with a single pull of the remove release lever located in the luggage bay.



**Rear air ventilation and power supply** Rear passengers can adjust airflow with vents and controls mounted at the back of the centre console. USB and 12V outlets allow for charging a variety of devices.



**One-button adjustable headrest** The 1<sup>st</sup> row seat headrests offer up, down and sliding adjustment with the simple push of a button.

## Powerful and efficient.

The petrol and diesel engines available on the Sorento offer middle and low range torque with smooth, quiet operation. Their enviable fuel economy is aided by ingeniously precise transmissions that balance power and efficiency, whether you're in town or out on the open road.



### 2.2 Diesel CRDi

Max. power  
147 kW @ 3800 rpm



**8-speed automatic transmission** An electronically controlled 8-speed automatic transmission provides smooth, seamless shifting and improved fuel efficiency.

**Drive mode select system** Choose Normal, Eco, or Sport mode to suit your preferences. Standard on automatic transmission models.

Cd **0.33** Coefficient of drag

## Witness graceful economy in motion.

With its aerodynamic 0.33 coefficient of drag, the Sorento leads the class in low air resistance, making the exterior all the more attractive from the driver's seat.

## Every road can present new challenges.

The Sorento is engineered to use its own reflexes to keep you in control when tricky surfaces, inclines, twisting roads, and unexpected moves by other drivers put you to the test.

## Safety above all else.

Feel protected inside the Sorento cabin where you are surrounded by a safety cage design fortified with ultra-high-tension steel and a 6-airbag SRS system. Thoroughly tested in countless crash simulations and actual collision tests, we've given the unthinkable quite a bit of thought so you don't have to.

## Experience precise control of every wheel.

An innovative, continuously active AWD coupling system helps the AWD-equipped Sorento maintain the utmost traction on rough, loose or slippery surfaces, and helps improve lateral stability when cornering.

## DYNAmax AWD

True AWD. Continuously thinking forward.

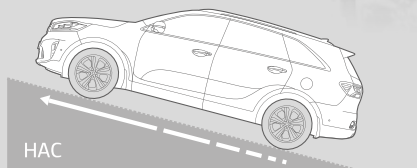
**Dynamax™ AWD Coupling** The intelligent Dynamax All-Wheel-Drive (AWD) system, developed in conjunction with Magna Powertrain, continuously monitors driving conditions and anticipates AWD system requirements, sending torque to the wheels that have traction. The system also adds stability in corners, helps eliminate unintended over and understeer by reducing unwanted traction forces at the front and rear axle, and helps reduce fuel consumption and emissions.

Images shown may contain vehicles, specifications or colours that are model specific, that may not be available in this country, or may be fitted with optional extras. For exact information, please consult your nearest KIA dealership.



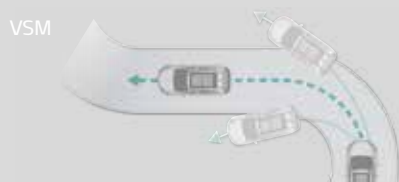


53% AHSS\* used



#### Hill-start Assist Control (HAC)

HAC prevents the vehicle from rolling backward when at a standstill on an incline by gently applying the brakes for up to two seconds while you move your foot from the brake pedal to the accelerator.



#### Vehicle Stability Management (VSM)

The system enhances the directional stability of the vehicle by automatically controlling MDPS and brakes on each wheel. In case of braking on a non-homogeneous surface (e.g. right wheel on ice and left wheel on the asphalt), it helps to stabilise the vehicle and maintain the vehicle path.



**Rack-type Motor-Driven Power Steering (R-MDPS)** A firm, solid feel and unprecedented steering response are simultaneously achieved with optional R-MDPS.

**Rear sub-frame** Even 2WD models now feature the sturdy rear sub-frame that AWD models are famous for, further improving driving stability.

**Upright rear shock-absorber** A vertically oriented rear shock absorber system helps to control wheel travel on uneven ground and better isolates occupants from bumps.



**Six airbags** The Sorento offers driver, front passenger, two front-side and two side-curtain airbags to help protect occupants and potentially reduce injuries in the event of a collision.

**\*Advanced High Strength Steel (AHSS)** The Sorento uses more than 53% Advanced High Strength Steel. This exceptional steel reinforces the front, rear and sides, as well as high stress points throughout the body.

## Specifications

DIMENSIONS	LX 7-SEATER	EX 7-SEATER
Overall length x width x height (mm)	4800 / 1890 / 1685	4800 / 1890 / 1685
Wheelbase (mm)	2780	2780
Overhang (front/rear) (mm)	945 / 1055	945 / 1055
Ground clearance (mm)	185	185
Wheel tread (front/rear)(mm)(18")	1633 / 1644 (1628 / 1639)	1633 / 1644 (1628 / 1639)
TECHNICAL SPECIFICATIONS		
Engine Type	In-line 4 cyl, 16 valve HLA	In-line 4 cyl, 16 valve HLA
Displacement (cc)	2199	2199
Valve system	16-Valve HLA	16-Valve HLA
Maximum Power (kw/r/min)	147	147
Maximum Torque (Nm/r/min)	440 / 1750 - 2 750	440 / 1,750 - 2,750
Compression ratio	16.0 : 1	16.0 : 1
Bore x stroke (mm)	85.4 x 96	85.4 x 96
Fuel Injection System	Turbocharged Intercooler (TCI)	Turbocharged Intercooler (TCI)
Fuel Type	Diesel (50ppm or higher)	Diesel (50ppm or higher)
Drive Type	2WD / AWD	2WD / AWD
Transmission	8-Speed Automatic	8-Speed Automatic
PERFORMANCE		
Acceleration (0-100km/h)	9.4	9.4
Maximum Speed (km/h)	203	203
CO2 emmissions (g/km) - Combined (2WD/AWD)	164 / 170	164 / 170
CAPACITIES		
Curb Weight (min-max kg)	(1826 / 1878) - (1980 / 2032)	(1826 / 1878) - (1980 / 2032)
Gross Vehicle Mass (GVM) (kg)	2560-2620	2560-2620
Tow mass (kg) - Braked / Unbraked	2000 / 750	2000 / 750
Fuel Tank Capacity (l)	80	80
Cargo space (l) (VDA 1st/2nd/3rd row)	1,662 / 605 / 142	1,662 / 605 / 142
STEERING		
Type	Motor Driven Power Steering (Standard: Column Type, Option: Rack Type)	Motor Driven Power Steering (Standard: Column Type, Option: Rack Type)
Minimum Turning Radius (m)	5.67 (2WD) / 5.68 (4WD)	5.67 (2WD) / 5.68 (4WD)
BRAKES		
Front brakes	Disc (320 mm)	Disc (320 mm)
Rear brakes	Disc (320 mm)	Disc (320 mm)
SUSPENSION		
Front	McPherson strut & stabilizer	McPherson strut & stabilizer
Rear	Multi - Link	Multi - Link
WHEELS & TYRES		
Wheels	18" Alloy	18" Alloy
Tyres	235/60 R18	235/60 R18
Spare wheel	X	X
SAFETY, SECURITY & DRIVER ASSISTANCE SYSTEMS		
ABS (Anti-lock Braking System)	X	X
Airbags	Driver & Passenger, Side, Curtain	Driver & Passenger, Side, Curtain
Data Dot	X	X
ISOFIX (Child Anchors)	X	X
EBD (Electronic Brake-force Distribution)	X	X
EPB (Electric Parking Brake with Auto Hold Function)	X	X
ESC (Electronic Stability Control)	X	X
Hill-start assist	X	X
Parking Assist Sensors (PDC)	Front & Rear	Front & Rear
Reverse Camera	X	X
Rheostat	X	X
Safety Power Windows (All Doors)	X	X
Smart Entry with Push Button Start	X	X

FEATURES	LX 7-SEATER	EX 7-SEATER
Air-conditioner	Automatic Dual Zone	Automatic Dual Zone
Auto defog System	-	X
Auto light control & Escort and Welcome home function	X	X
Auto folding mirrors & side mirror indicator	X	X
Bluetooth W/Voice Recognition + Audio Remote Control	X	X
Cargo Security Screen	X	X
Centre console armrest w/storage box	X	X
Cruise Control	X	X
Door Scuff Lamps	-	Front
Drive Mode Integrated Type (DMIT)	X	X
Electric windows (front&rear)	X	X
Electric heated side mirrors	X	X
Electric Lumbar Support	-	2-Way Adjustable
Electrochromatic Inside Rear-view Mirror	-	X
Front Fog lights	X	X
Floor Console w/Mood Lamp & Sunglass Case	X	X
Headlight height adjustment	Manual	Manual
Impact Sensing Unlock	X	X
8" Audio Display Navigation + RDS + AUX + USB	X	X
Apple CarPlay (Android Auto Ready)	X	X
60:40 split folding third row seats	X	X
Leather Upholstery	X	X
Rear USB Port	X	X
Leather-wrapped Steering Wheel & Gear Lever	X	X
Speakers	X	X
Steering Wheel-mounted Remote Controls	X	X
Telescopic/Tilt Adjustable Steering	X	X
3.5-inch Mono TFT LCD Information Screen	X	X
Mood Lamp	X	X
Mud Guards	X	X
Luggage Net	-	X
LED Daytime Running Lamps	-	X
LED Rear Combination Lamps	-	X
Roof Rails	-	X
Power Seats (Driver Only)	-	X
Wireless Smartphone Charger	-	X
WARRANTY & SERVICE ROADSIDE ASSISTANCE		
Warranty	Unlimited Kilometre / 5-years	Unlimited Kilometre / 5-years
Service Plan	5-year / 100,000km	5-year / 100,000km
Roadside Assistance	Unlimited Kilometre / 5-years	Unlimited Kilometre / 5-years



235/60 R18 18" Alloy wheel  
(Standard on both models)



Black Pearl



Snow Pearl White



Silky Silver



Rich Espresso



Platinum Graphite



Metal Stream



Gravity Blue



Clear White



Images shown may contain vehicles, specifications or colours that are model specific, that may not be available in this country, or may be fitted with optional extras. For exact information, please consult your nearest KIA dealership.