

NEW EUROCARGO THE MULTI-MISSION TRUCK



IVECO

Your partner for sustainable transport





NEW EUROCARGO

THE MULTI-MISSION TRUCK

More attractive, versatile, efficient and manoeuvrable than ever: the New Eurocargo boasts a new design and functionalities while maintaining and improving the essentials that have made it the reliable, robust and versatile vehicle of choice of half a million customers. In this continuously changing world and increasingly competitive market, the New Eurocargo is the business partner – and companion – for everyone.



CONTENTS

DESIGN	4	RELIABILITY	22
COMFORT & ERGONOMICS	6	SUSTAINABILITY	24
VERSATILITY	10	SAFETY	26
PERFORMANCE	20		

DESIGN

DESIGN THAT MEANS BUSINESS

Everything in the design of the New Eurocargo is about **functionality, comfort and efficiency.**

The New Eurocargo renews its styling, introducing the modern and comfortable new cabin that has been entirely redesigned and offers new features.



DESIGN MEETS FUNCTIONALITY

The new bumper is designed to provide a step to easily access the windscreen for cleaning. The new headlamp cluster is also available with LED Daytime Running Lights and Xenon headlights for added **safety in night driving.**

With the new branding, the New Eurocargo logo and model number are clearly visible on the door.





THE URBAN FACE OF TRANSPORT

Every detail has been developed to ensure **excellent aerodynamics**. The new deflector, which has been reshaped to match the design of the front, guides the airflow clear off the door handles. The windscreen with integrated UV filter offers excellent protection without the negative aerodynamic impact of an exterior sun visor.



COMFORT & ERGONOMICS

ULTIMATE COMFORT BEHIND THE WHEEL

The cab of the New Eurocargo combines comfort and functionality to offer the ultimate driving and work station.



THE NEW EUROCARGO TAKES COMFORT AND ERGONOMICS TO NEW LEVELS

With the new cab and design, the New Eurocargo offers a high degree of comfort, functionality and ergonomics. The new, simple and intuitive layout was designed around the driver so that the controls on the dashboard are easy to reach and to use.

The **ergonomic layout** of the controls and driving station ensures the driver's comfort on long days of driving. The seats trimmed with an electro-welded fabric, and the high quality materials and finishes combine style with durability to provide a practical working environment.

For **ultimate comfort**, a new air suspended driver's seat is available on request. It features a fully adjustable backrest, height-adjustable seat belt, dual density upholstery, heating and ventilation, and an optional armrest.





THE NEW EUROCARGO TRULY IS AN OFFICE ON THE MOVE

Numerous compartments, a set of card holders and a hanging rail on the back wall of the cab ensure that everything you need is organised and comfortably within reach. The driver's side console features a 12 V USB power socket, an optional compressed air socket, and two practical bottle holders.

The Mobile Office Module turns the cab into a **well-appointed work station**. The top creates a useful desk space and slides open to reveal an ample 20-litre capacity compartment that can house a laptop or tablet. A reading light provides lighting inside the compartment or on the desktop, and can be folded away when not needed. The mobile office, which is available in the single passenger seat configuration, also features two power USB sockets and two useful side pockets.



COMFORT & ERGONOMICS

COMFORTABLE AND PRACTICAL LIVING QUARTERS



THE NEW EUROCARGO IS A HOME AWAY FROM HOME

The cab's functionality extends to the easy **cross cab access**: the linear dashboard and compact engine tunnel provide a clear way across the cab, so that the driver can leave the vehicle from either side of the cab.

The **sleeping area** provides a comfortable space for the driver to rest. The Bed Module features controls for the lighting and air conditioning, and to open and close the doors, windows and skylight. The angle adjustable lamp makes it easy to direct the light where it is needed and is perfect as a reading light.

Additional compartments can be fitted in the high roof cab version so that all your belongings can be organised and stored for easy access when needed.





VERSATILITY

NEW EUROCARGO AT A GLANCE

The New Eurocargo renews its design and functionalities, while remaining true to its reputation as the robust, reliable and versatile vehicle chosen by more than half a million customers in Europe, Africa, the Middle East, Russia, Australia and Latin America. It is a true work partner - and friend - for all.

**NEW MODERN AND COMFORTABLE CAB AVAILABLE IN 3 VERSIONS
(DAY, STANDARD HEIGHT OR HIGH ROOF SLEEPER AND CREW CAB)**


EMISSION LEVELS: EURO III (DIESEL), EURO V (DIESEL) AND EURO VI (CNG)

**MANUAL (6 OR 9 SPEEDS), AUTOMATED
AND FULL AUTOMATIC TRANSMISSIONS**

H-STRUCTURED CHASSIS MADE OF HIGH-YIELD-STRENGTH STEEL

**OBSTRUCTION-FREE TOP OF CHASSIS
FOR EASY BODY INSTALLATION**





**ENGINES WITH POWER RATINGS
FROM 180 TO 280 hp**

**ADAPTABLE SIDE MEMBERS AND LAYOUT
FOR SIMPLE ASSEMBLY OF SUPERSTRUCTURE**

WHEELBASE FROM 3105 mm TO 6570 mm

**PARABOLIC, MULTI-LEAF AND
REAR AIR SUSPENSIONS AVAILABLE**

VERSATILITY

EVERY JOB HAS ITS PERFECT EUROCARGO



THE WIDE EUROCARGO RANGE HAS THE MODEL FOR EVERY MISSION

Whatever your operation – deliveries or construction, refrigerated transport or urban services – the New Eurocargo range has the perfect partner for your business.

The most extensive range in its class, the New Eurocargo offers:

- 3 Emission levels: Euro III (Diesel), Euro V (Diesel) and Euro VI (CNG)
- 8 Gross Vehicle Weight variants: from 11 to 19 tonnes
- 5 power ratings: from 180 to 280 hp
- 2 Manual Transmissions (6 or 9 speeds), 1 Automated and 1 Full Automatic
- 2-wheel and 4-wheel drive
- 14 wheelbases: from 3,105 to 6,570 mm
- 3 types of suspensions: parabolic, multi-leaf and rear air suspension





THE PERFECT CAB FOR EVERY MISSION

In addition, the New Eurocargo offers **three cab types** with two roof heights to match every requirement:

- **Day cab** – Ideal for daily work in major cities
Advantages: - The best body width/length balance
- **Sleeper cab** – Ideal for transport missions requiring overnight stays
Advantages: - A choice of **standard height or high roof** versions
- Designed to provide overnight accommodation, with one or two bunks
- Additional storage (with a capacity of 260 litres) for bags or tools in two boxes with interior light and accessible from inside or out
- **Crew cab** – Ideal for construction and fire services
Advantages: - Designed to transport a crew with tools and equipment
- Accommodates up to six passengers plus driver

MLC – DAY, LOW ROOF		MLL – SLEEPER, HIGH ROOF	
			
1 STEP	2 STEPS	1 STEP	2 STEPS

MLL – SLEEPER, LOW ROOF		MLD – CREW CAB	
			
1 STEP	2 STEPS	1 STEP	2 STEPS

VERSATILITY

FLEXIBILITY IS EUROCARGO'S MIDDLE NAME

The New Eurocargo is so **supremely adaptable** that it transforms to match your needs – the possibilities are almost endless.

With its remarkable **structural strength**, it is designed and built for **ultimate flexibility**: it is the easiest to customise in its category. The chassis frame is made of high-yield-strength steel. It is free from obstructions on top and can accommodate body lengths ranging from 4,265 to 10,550 mm. The side members, parallel along the entire length of the vehicle, are preconfigured to make the assembly of the superstructure as simple as possible.

You can count on its **stability in combined-cycle and motorway driving** – even if there is a sudden and unexpected manoeuvre. And you will complete your missions efficiently with the **high commercial speeds** delivered by its powerful and flexible engine.





UNBEATABLE DRIVEABILITY IN EVERY SITUATION

The unique combination of flexibility and structural strength gives the New Eurocargo its **unbeatable driveability** in every situation. The New Eurocargo is what you need it to be in every mission:

For the **transport of goods or food on urban and regional** routes, it easily transforms into a simple or temperature-controlled box or a curtain-sider. The outstanding load capacity, together with the ample choice of engines, transmissions and cabs, makes it perfect for these missions.

For **construction** businesses, its exceptionally robust design and reliable components make it an asset on any jobsite. It can be converted into a flatbed truck, three-way tipper, skip loader, hook lift and many more.

For **municipalities**, it is the perfect partner thanks to its **exceptional agility in city centres**, with a cab width of just 2.10 m, 52-degree steering angle and tight turning circle of less than 11 m with a 3,105 mm wheelbase. Refuse collection, road sweeping, road cleaning, drain clearing – the New Eurocargo configurations to match municipality requirements are numerous.

The extreme flexibility of the New Eurocargo means that it can be converted to the most diverse **special applications**, from high-access platforms to tanker or tow truck.

The robust structure and highly reliable components give you **stress-free handling even on the most demanding road surfaces or extreme weather conditions**.

VERSATILITY

LINE-UP EURO III



4X2 SINGLE REDUCTION

EURO III VERSIONS														
MODEL	GVW (kg)	MAX GCW (kg)	VERSION			CAB		ENGINE				GEARBOX		WHEELBASES (mm)
			Std	R (towing)	K (tipper)	Short	Long	TECTOR 6				ZF Manual	ALLISON Automatic	
								180 hp	220 hp	240 hp	280 hp			
I10..L	11,000	18,000	●	●	-	●	●	●	●	-	-	●	-	3,105 - 3,330 - 3,690 - 4,185 4,455 - 4,815
I20..	12,000	26,000	●	●	●	●	●	-	●	●	●	●	-	3,105 - 3,690 - 4,185 - 4,455 - 4,815 5,175 - 5,670 - 6,570
I40..	14,000		●	●	●	●	●	-	●	●	●	●	-	3,105 - 3,690 - 4,185 - 4,455 - 4,815 5,175 - 5,670 - 6,570
I50..	15,000	32,500	●	●	●	●	●	-	●	●	●	●	●	3,105 - 3,690 - 4,185 - 4,455 - 4,815 5,175 - 5,670 - 6,570
I60..	16,000		●	●	●	●	●	-	●	●	●	●	-	3,105 - 3,690 - 4,185 - 4,455 - 4,815 5,175 - 5,670 - 6,570
I80..	18,000		●	●	●	●	●	-	-	●	●	●	●	3,690 - 4,185 - 4,590 - 4,815 - 5,175 5,670 - 6,210 - 6,570

4X2 HUB REDUCTION



EURO III VERSIONS											
MODEL	GVW (kg)	MAX GCW (kg)	VERSION			CAB		ENGINE		GEARBOX	WHEELBASES (mm)
			Std	R (towing)	K (tipper)	Short	Long	TECTOR 6			
								220 hp	240 hp	ZF Manual	
150..	15,000	25,000	●	●	●	●	●	●	●	●	3,105 - 3,690 - 4,185 - 4,590 - 4,815 - 5,175
170..	17,000	32,500	●	●	●	●	●	●	●	●	3,105 - 3,690 - 4,185 - 4,590 - 4,815 - 5,175

OFF ROAD 4X4



EURO III VERSIONS												
MODEL	GVW (kg)	MAX GCW (kg)	VERSION		CAB			ENGINE			GEARBOX	WHEELBASES (mm)
			Std	R (towing)	Short	Long	Crew	TECTOR 6			ZF Manual	
								220 hp	240 hp	280 hp		
I 10E	11,500	21,000	●	●	●	●	-	●	●	-	●	3,240 - 3,690 - 3,915 - 4,150
I 50E	15,000	24,000	●	●	●	●	-	-	●	●	●	3,240 - 3,690 - 3,915 - 4,150

● Standard - Not available

LINE-UP EURO V



4X2 SINGLE REDUCTION

EURO V EEV VERSIONS																
MODEL	GVW (kg)	MAX GCW (kg)	VERSION			CAB			ENGINE				GEARBOX			WHEELBASES (mm)
			Std	R (towing)	K (tipper)	Short	Long	Crew	TECTOR 4	TECTOR 6			ZF Manual	ZF Automatized	ALLISON Automatic	
									180 hp	220 hp	250 hp	280 hp				
I 10..L	I 1,000	18,000	●	●	-	●	●	-	●	●	-	-	●	●	●	3,105 - 3,330 - 3,690 4,185 - 4,455 - 4,815
I 20..L	I 1,000		●	●	-	●	●	●	●	●	-	-	●	●	●	3,105 - 3,330 - 3,690 4,185 - 4,455 - 4,815
I 20..	I 2,000	26,000	●	●	●	●	●	●	-	●	●	●	●	●	●	3,105 - 3,690 - 4,185 - 4,455 4,815 - 5,175 - 5,670 - 6,570
I 40..	I 4,000		●	●	●	●	●	●	-	●	●	●	●	●	●	3,105 - 3,690 - 4,185 - 4,455 4,815 - 5,175 - 5,670 - 6,570
I 50..	I 5,000	32,500	●	●	●	●	●	●	-	●	●	●	●	●	●	3,105 - 3,690 - 4,185 - 4,455 4,815 - 5,175 - 5,670 - 6,570
I 60..	I 6,000		●	●	●	●	●	●	-	●	●	●	●	●	●	3,105 - 3,690 - 4,185 - 4,455 4,815 - 5,175 - 5,670 - 6,570
I 80..	I 8,000	32,500	●	●	●	●	●	●	-	-	●	●	●	●	●	3,690 - 4,185 - 4,590 - 4,815 5,175 - 5,670 - 6,210 - 6,570
I 90..L	I 9,000		●	●	●	●	●	-	-	-	●	●	●	●	●	3,690 - 4,185 - 4,590 - 4,815 5,175 - 5,670 - 6,210 - 6,570



4X2 HUB REDUCTION

EURO V EEV VERSIONS											
MODEL	GVW (kg)	MAX GCW (kg)	VERSION			CAB		ENGINE		GEARBOX	WHEELBASES (mm)
			Std	R (towing)	K (tipper)	Short	Long	TECTOR 6		ZF Manual	
								220 hp	250 hp		
I 50..	15,000	25,000	●	●	●	●	●	●	●	●	3,105 - 3,690 - 4,185 - 4,590 - 4,815 - 5,175
I 70..	17,000	32,500	●	●	●	●	●	●	●	●	3,105 - 3,690 - 4,185 - 4,590 - 4,815 - 5,175



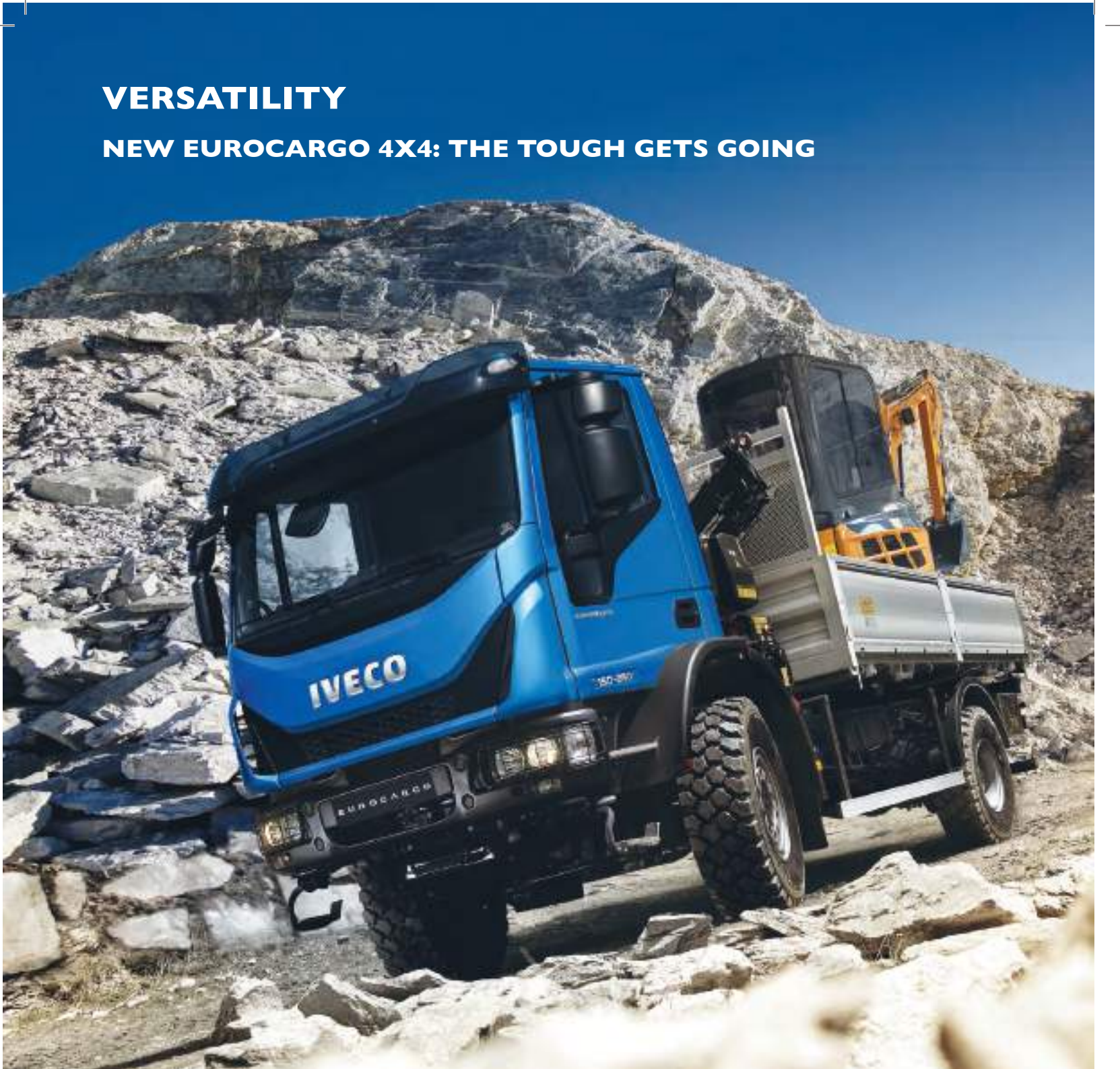
OFF ROAD 4X4

EURO V EEV VERSIONS												
MODEL	GVW (kg)	MAX GCW (kg)	VERSION		CAB			ENGINE			GEARBOX	WHEELBASES (mm)
			Std	R (towing)	Short	Long	Crew	TECTOR 6			ZF Manual	
								220 hp	250 hp	280 hp		
I10E	11,500	21,000	●	●	●	●	-	●	●	-	●	3,240 - 3,690 - 3,915 - 4,150
I50E	15,000	24,000	●	●	●	●	-	-	●	●	●	3,240 - 3,690 - 3,915 - 4,150

● Standard - Not available

VERSATILITY

NEW EUROCARGO 4X4: THE TOUGH GETS GOING



OFF-ROAD PERFORMANCE

MODEL	TWIN WHEELS 10R22.5				SINGLE WHEELS 365/80R20				TWIN WHEELS 10R22.5				SINGLE WHEELS 395/85R20				SINGLE WHEELS 14R20			
Wheelbase (mm)	3,240	3,690	3,915	4,150	3,240	3,690	3,915	4,150	3,240	3,690	3,915	4,150	3,240	3,690	3,915	4,150	3,240	3,690	3,915	4,150
Ramp breakover angle (°)	21	19	18	18	22	20	19	19	21	19	18	18	22	22	21	21	23	23	22	22
Departure angle (°)	15	15	15	11	17	17	17	12	16	16	16	11	16	16	16	12	17	17	17	13
Approach angle (°)	28				29				28				31				32			
Ground clearance (mm)	321				351				337				392				428			
Lateral gradient (°)	30				28				30				28				26			
Maximum climbable gradient ON ROAD	41%				38%				38%				33%				31%			
Maximum climbable gradient OFF ROAD	> 100%				> 100%				> 100%				> 80%				> 74%			
Wading depth up to (mm)	473				501				489				542				578			



BUILT TOUGH FOR THE HARSHTEST CONDITIONS

When the going gets tough, on the most demanding on- or off-road routes and in **the harshest conditions**, the New Eurocargo 4X4 is **unstoppable**.

It is **built for tough environments**, with a host of **protections**, from steel bumpers and a radiator guard, to headlight lamp guards and retractable access steps

And it is **engineered for the most difficult driving conditions**. The ZF six-speed manual gearbox with servo-shift system makes changing gears easy in the most demanding work situations. The permanent four-wheel drive is provided by a longitudinal differential that distributes torque between front and rear axles. When driving off the road, you can switch from a fast distributor ratio to a slow one, to match the off-road conditions. The manually operated locking system on the differentials ensures traction in the most adverse low-grip conditions. The simplex drum brakes on rear axle and duplex drums on the front ensure reliable braking in every situation.

And you can **specify it to match your precise requirements**:

- Day cab or Sleeper cab with low roof
- Gross Vehicle Weight of 11.5 or 15 tonnes with 6-cylinder Tector engine and a choice of 220 to 280 hp variants
- Wheelbases ranging from 3,240 to 4,150 mm
- Double reduction rear axle with single or twin wheels
- Parabolic or semi-elliptical leaf spring suspension



PERFORMANCE

THE SECRET OF THE NEW EUROCARGO ENGINES LIES IN THEIR FLEXIBILITY

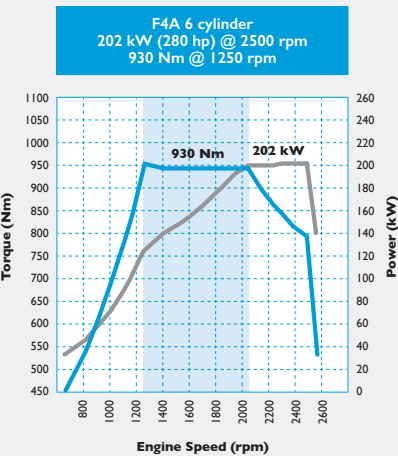
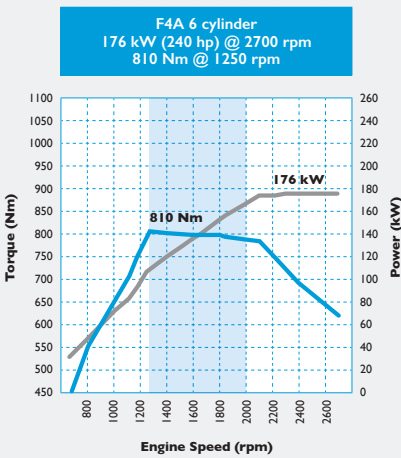
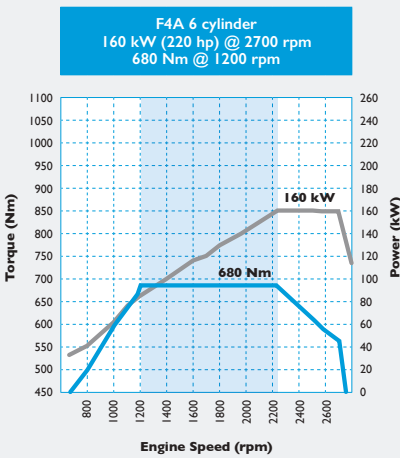
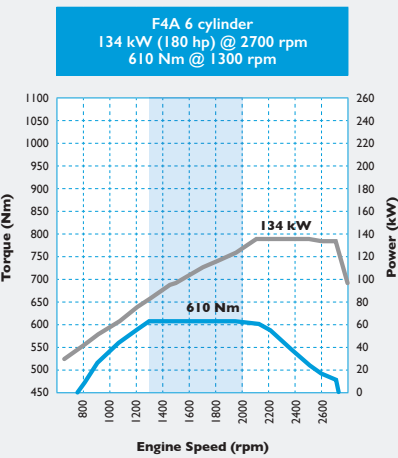
The New Eurocargos **flexibility** runs deep – all the way to the source of its powerful and efficient performance: the turbocharged, common rail Tector engine. The New Eurocargo offers a great driving experience, running smoothly with few gear changes as a result of the constant high torque across a wide rev range.

Its flexibility is also in the **wide range of engine outputs**, so that you are bound to find the performance to match your requirements:

- 2 displacements: 4-cylinder 3.9 litre and 6-cylinder 5.9 litre
- 4 power ratings: from 180 to 280 hp
- Torque ranging from 610 to 950 Nm

The New Eurocargo is available with a choice of Euro III and Euro V engines, and complies with the stringent Enhanced Environmentally-friendly Vehicles (**EEV**) standards. And it does this with outstanding efficiency and **low Total Cost of Ownership (TCO)**. Euro V (EEV) engines use IVECO's proven Selective Catalytic Reduction (SCR) technology to cut down Particulate Matter, NO_x and CO₂ emissions. This solution is exceptionally **fuel efficient** and **extends maintenance intervals**, further reducing TCO: engine oil only needs changing every 80,000 km and transmission oil every 300,000 km.

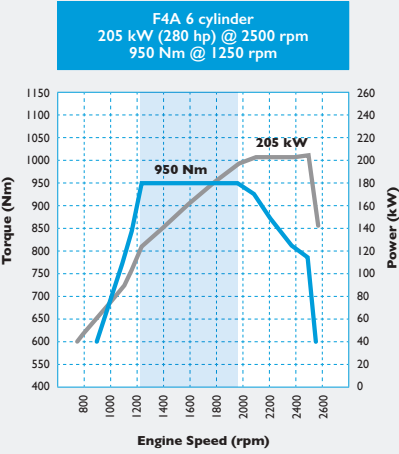
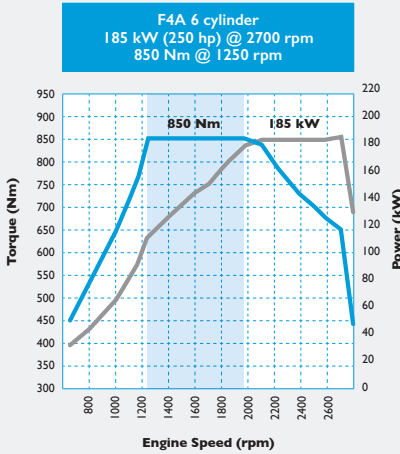
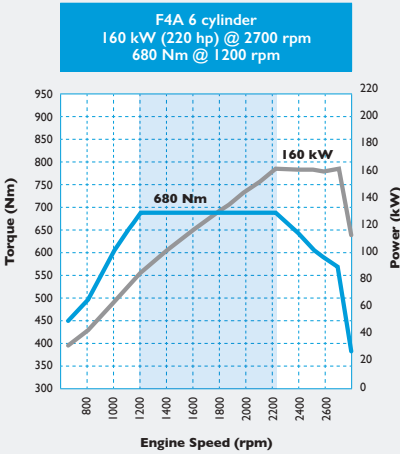
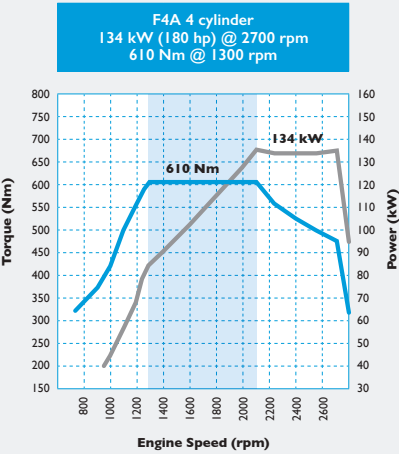
EURO III



EURO III ENGINES	N° OF CYLINDERS	DISPLACEMENT	POWER	MAX TORQUE
TECTOR 6	6 IN LINE	5.9 LITRES	134 kW (180 hp) at 2700 rpm	610 Nm from 1300 to 2110 rpm
			160 kW (220 hp) at 2700 rpm	680 Nm from 1200 to 2230 rpm
			176 kW (240 hp) at 2700 rpm	810 Nm from 1250 to 1990 rpm
			202 kW (280 hp) at 2500 rpm	930 Nm from 1250 to 2050 rpm



EURO V



EURO V EEV ENGINES	N° OF CYLINDERS	DISPLACEMENT	POWER	MAX TORQUE
TECTOR 4	4 IN LINE	3.9 LITRES	134 kW (180 hp) at 2700 rpm	610 Nm from 1300 to 2100 rpm
			160 kW (220 hp) at 2700 rpm	680 Nm from 1200 to 2230 rpm
TECTOR 6	6 IN LINE	5.9 LITRES	185 kW (250 hp) at 2700 rpm	850 Nm from 1250 to 1980 rpm
			205 kW (280 hp) at 2500 rpm	950 Nm from 1250 to 1980 rpm

RELIABILITY

RELIABLY STRONG FOR TROUBLE-FREE OPERATION

The **transmissions** are **engineered for durability and reliability**, with extremely smooth gear changes that result in low wear and long component life.

And the New Eurocargo's **flexibility extends to** the wide choice of manual, automatic and automated **transmissions**, and the ample range of **final drive ratios** to suit every application.

Choose **the right transmission for you**:

- **ZF 6- and 9-speed Manual.** Gear selection is remarkably easy with the innovative calibrated synchronisation system. The resulting longer life of mechanical components is an added benefit that contributes to the lower TCO
- **ZF Eurotronic 6-speed Automated.** This transmission offers a choice of driving in sequential mode, where the driver manages gear changes, or in automated mode, which increases driving comfort and fuel economy. The automated gear selection is made with a steering column combination switch
- **Allison Automatic Transmissions with Torque Converter.** These transmissions are ideal for urban missions with multiple stops and driving in heavy traffic. Urban work typically involves on average 1,200 gear changes a day, resulting in stress and fatigue for the driver: these transmissions offer unbeatable comfort in such conditions. They are available across the full EEV range, on the 18-ton Euro III version and on the Road sweeper Euro III eV versions

Select **the final axle ratio to suit your application**:

- If your missions tend to involve high speed drives out of town and on motorways, the long ratios are for you
- If you need powerful traction for quarry and construction applications, short ratios are the best choice



ALLISON AUTOMATIC



ZF MANUAL



ZF AUTOMATED

EURO III VERSION			
MODEL	GEARBOX		
	MANUAL	AUTOMATED	AUTOMATIC
I 10L	ZF - 6 or 9 Speed	-	-
I 20 - I 40	ZF - 6 or 9 Speed	-	-
I 50H - I 70H	ZF - 6 or 9 Speed	-	-
I 50 - I 60	ZF - 6 or 9 Speed	-	Allison 5 Speed
I 80	ZF - 6 or 9 Speed	-	Allison 5 Speed
I 10W - I 50W	ZF - 6 Speed (also with integreted PTO)	-	-

EURO V VERSION			
MODEL	GEARBOX		
	MANUAL	AUTOMATED	AUTOMATIC
I 10L - I 20L	ZF - 6 or 9 Speed	ZF - 6 Speed	Allison 5 Speed
I 20 - I 40	ZF - 6 or 9 Speed	ZF - 6 Speed	Allison 5 Speed
I 50H - I 70H	ZF - 6 or 9 Speed	-	-
I 40 - I 60	ZF - 6 or 9 Speed	ZF - 6 Speed	Allison 5 Speed
I 80 - I 90L	ZF - 6 or 9 Speed	ZF - 6 Speed	Allison 5 Speed
I 10W - I 50W	ZF - 6 Speed (also with integreted PTO)	-	-

THE FLEXIBLE TRUCK WITH A STRONG STEEL CORE

The New Eurocargo is exceptionally strong where it matters: the H-structured chassis frame made of high-yield-strength steel easily withstands even the stresses of an unbalanced load or sudden change of direction. This strength comes with the added advantage of a low tare weight. All the surfaces and components on the underside of the vehicle that may come into contact with corrosive elements can also be treated, on request, with the highly effective Tectyl protective material.



THE SUSPENSION TO MATCH YOUR MISSION

You can further tailor your New Eurocargo to your needs with the choice of suspensions:

- Parabolic
- Reinforced parabolic
- Multi-leaf
- Rear air (2 bellows for 11 to 14 tonnes; 4 bellows for 15 to 18 tonnes)

The Electronically Controlled Air Suspension (ECAS) system ensures constant suspension geometry, whatever the speed, load and road surface, and modulates braking pressure according to the load bearing on the axles.

MODEL	MECHANICAL SUSPENSION			AIR SUSPENSION
	PARABOLIC	REINFORCED PARABOLIC	MULTILEAF	/P (ONLY REAR)
ML 110EL.. - ML 120 EL..	●	-	-	○
ML 120E.. - ML 140E..	●	○	○	○
ML 150E..H - ML 170E..H	-	-	●	-
ML 150E..	●	○	○	○
ML 160E..	●	○	-	○
ML 180E.. - ML 190EL..	●	○	○	○
ML 110E.. - ML 150E.. - 4x4	●	-	○	-

● Standard ○ Optional - Not available

SUSTAINABILITY

FOR A SUSTAINABLE TRANSPORT

IVECO has pioneered alternative traction technologies, introducing innovations and industry firsts in every segment of the market. Today it is the European market leader with more than 16,000 vehicles sold, and it is the only manufacturer to offer a full line of gas-powered vehicles for freight and passenger transport – from light commercial vehicles all the way up to long-haul trucks and buses.

Today Natural Gas is a mature, viable and affordable solution for sustainable transport; IVECO's Natural Power CNG technology is at the forefront of the industry, offering a cutting-edge solution that counters pollutant and noise emissions while reducing Total Cost of Ownership.





NEW EUROCARGO NATURAL POWER

The New Eurocargo, “International Truck of the Year 2016”, in Natural Power version is the only CNG truck in its category and is available in versions ranging from 11 to 16 tonnes. It features a powerful six-cylinder engine that develops 210 hp and 750 Nm torque, and a choice of 9-speed manual transmission or automatic gearbox with torque converter.

The features and transport capacity of the CNG-powered New Eurocargo Natural Power are identical to those of its diesel equivalent. The gas tanks are fitted on chassis side members so they don’t take up any cargo space, ensure an autonomy of 400 km.

The New Eurocargo Natural Power truly is “The truck the city likes”: its extremely low emissions ensure its access to restricted traffic zones and its extraordinarily quiet operation (PIEK standard compliant) make it ideal for night-time operations.

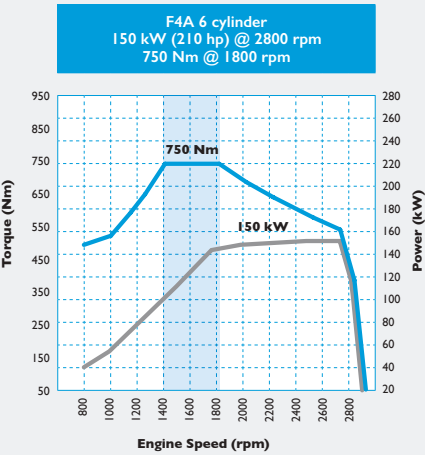
LINE-UP EURO VI



4X2 CNG

EURO VI EMISSION								
MODEL	GVW (kg)	VERSION		CAB	ENGINE	GEARBOX		WHEELBASES (mm)
		Std	K (tipper)			ZF Manual	ALLISON Automatic	
					TECTOR 6 210 hp			
110.L	11,000	●	-	●	●	●	●	3,105 - 3,330 - 3,690 - 4,185 - 4,455 - 4,815
120.L	12,000	●	-	●	●	●	●	3,105 - 3,330 - 3,690 - 4,185 - 4,455 - 4,815
150..	15,000	●	●	●	●	●	●	3,690 - 4,185 - 4,455 - 4,815 - 5,175 - 5,670
160..	16,000	●	●	●	●	●	●	3,690 - 4,185 - 4,455 - 4,815 - 5,175 - 5,670

● Standard - Not available



EURO VI	Nº. OF CYLINDERS	DISPLACEMENT	POWER	MAX TORQUE
TECTOR 6	6 IN LINE	3.9 LITRES	150 kW (210 hp) at 2800 rpm	750 Nm from 1400 to 1800 rpm

SAFETY

RELIABLY STRONG FOR TROUBLE-FREE OPERATION

The New Eurocargo takes a 360-degree approach to ensure the safety of everyone on board, of other drivers, the cargo and your investment.

When it comes to safety, prevention is the priority:

- A stress-free, rested driver is a safe driver: the New Eurocargo's quiet, driver-centred cab with first-class ergonomics, the smooth drive provided by the suspensions and the comfortable seat, the easy gear changing – they all result in fatigue-free driving
- Class-leading road holding and braking distances play an important role in preventing accidents from happening in the first place
- Advanced technology helps keep the vehicle on the road safely: ABS prevents skidding when breaking suddenly, ASR minimises slippage on uneven or hazardous surfaces, ESP controls stability, understeering and oversteering. The New Eurocargo's latest generation electronic systems make a major contribution to safety on the roads
- Advanced braking technology ensures the occupants' and cargo's safety: the standard engine brake is easy to activate with a lever on the steering column, and the 4x2 versions feature fully pneumatic disc brakes on both axles (not available on 4x2 hub reduction versions)
- Day Running Lights and Xenon headlamps are also available to ensure the vehicle is clearly visible on the roads and provide the best visibility in low light conditions
- The front and rear differential locks enable the driver to tackle the most extreme driving conditions



IVECO CUSTOMER SERVICES

The ultimate objective of a commercial vehicle is **to be always on road, and running**. It is an objective that we share, and that drives our Service policy. All IVECO services (from financing to maintenance, from assistance to repair) are conceived to **increase uptime and boost business profitability**.

IVECO CAPITAL

IVECO CAPITAL is the financing arm of the Iveco business in South Africa. In alliance with WesBank® we offer a wide range of products and services to support the trucking industry. Our philosophy and approach to lending is to work in close partnership with our clients in order to add real value. These include Instalment Sales Agreements, Operating Leases, and Rentals. We also have strategic partnerships with various insurance providers that benefit our customers.

We offer flexible installment sale agreements that offer :

- Variable finance periods
 - Fixed & variable interest rates.
 - Structured payment options
- as well as Operating Lease and/or Rental agreements

Please speak to your local Iveco dealership for more information and assistance to get your wheels turning and earning.



AFTER SALES

A Working Man's Best Friend

Product quality is obviously the key factor. But we want IVECO drivers to feel they are always protected by a trusted partner; especially across vast and demanding regions. With its integrated service and parts system, IVECO is a working man's best friend.

- Constant attention to reducing vehicle downtime.
- Advanced communication systems link dealer and head office: every requirement for technical support is known by IVECO in real time.
- Every extended machinery downtime is entered into the system in real time and the relevant department is immediately alerted automatically.
- All technical malfunctions and quality issues are recorded and automatically sent to the relevant Quality team, and a thorough analysis begins soon after.

IVECO FAN SHOP

IVECO FAN SHOP

IVECO FAN SHOPS display in all IVECO Dealerships work and leisure garments, bags and gifts, stationery and gadgets. See the catalogue at www.shopiveco.co.za



IVECO

Genuine Parts
HIGH PERFORMANCE

WHY CHOOSE IVECO GENUINE PARTS?

An efficient braking system, maximum road holding, good visibility both day and night, effective filtration of air and fluids - all of these elements are essential to maintaining the value of your IVECO vehicle over time, protecting you from unplanned downtime, ensuring safety for people and goods. IVECO Genuine Parts, combined with the professional skills of IVECO technicians, are your greatest allies in maintaining the productivity of your business.



Safety is everything - For this reason, the safety line of accessories offers all the solutions you need to face unpredictable events with total peace of mind. A welcome helping hand for your business.

A way of life - The comfort line of accessories can make your rest time more of a pleasure. Because being in the cab doesn't just mean being behind the wheel. Caring about details.

Always at the cutting edge - The hi-tech line of accessories allows you to benefit from the latest in technology and infotainment. A variety of opportunities, with a single purpose: simplifying your work.

Ask tom - Our IVECO experienced master mechanic ready to answer all of your questions and curiosities. Useful information on the technical features and correct behavior of replacement parts, recommendations on how and when to service your vehicle, precious tips to prevent breakdowns and unexpected downtime. Look for "Ask Tom" on www.youtube.com



IVECO is a brand of CNH Industrial N.V., a global leader in the capital goods sector that, through its various businesses, designs, produces and sells agricultural and construction equipment, trucks, commercial vehicles, buses and specialty vehicles, in addition to a broad portfolio of powertrain applications. It also distributes high performance genuine parts for all CNH Industrial Commercial Brands.



IVECO

Your partner for sustainable transport

THE INFORMATION AND IMAGES IN THIS CATALOGUE ARE PROVIDED AS A GUIDELINE ONLY. IVECO RESERVES THE RIGHT TO MAKE CHANGES FOR ANY COMMERCIAL OR CONSTRUCTION REASONS AT ANY TIME WITHOUT NOTICE

PUBLICATION M1714502MASTER - 06/17