

**KB-SERIES**

*Specification  
Sheet*

**SINGLE CAB**



www.isuzu.co.za f

**ISUZU**

*With you, for the long run*



| MODEL  | KB 250 (LEED)          | KB 250 (LEED)         | KB 250 HO                    | KB 250 (LEED)          | KB 250 (LEED)    | KB 250 HO                    | KB 250 HO                    | KB 250 HO                    | KB 300                       | KB 300                       |
|--|------------------------|-----------------------|------------------------------|------------------------|------------------|------------------------------|------------------------------|------------------------------|------------------------------|------------------------------|
| TRIM   | BASE CHASSIS CAB       | FLEETSIDE CHASSIS CAB | FLEETSIDE CHASSIS CAB        | BASE                   | FLEETSIDE        | FLEETSIDE                    | LE                           | HI-RIDER                     | LX                           | LX                           |
| DRIVE CONFIGURATION  | 4x2                    | 4x2                   | 4x2                          | 4x2                    | 4x2              | 4x2                          | 4x2                          | 4x4                          | 4x2                          | 4x4                          |
| <b>Engine</b>  |                        |                       |                              |                        |                  |                              |                              |                              |                              |                              |
| Engine code  | 4JA1L                  | 4JA1L                 | 4JK1TC HO                    | 4JA1L                  | 4JA1L            | 4JK1TC HO                    | 4JK1TC HO                    | 4JK1TC HO                    | 4J1TC HO                     | 4J1TC HO                     |
| Displacement (cc)  | 2499                   | 2499                  | 2499                         | 2499                   | 2499             | 2499                         | 2499                         | 2499                         | 2999                         | 2999                         |
| No. of cylinders   | 4                      | 4                     | 4                            | 4                      | 4                | 4                            | 4                            | 4                            | 4                            | 4                            |
| Compression ratio  | 18.5:1                 | 18.5:1                | 18.1:1                       | 18.5:1                 | 18.5:1           | 18.1:1                       | 18.1:1                       | 18.1:1                       | 17.3:1                       | 17.3:1                       |
| Bore x stroke (mm)   | 93 x 92                | 93 x 92               | 95.4 x 87.4                  | 93 x 92                | 93 x 92          | 95.4 x 87.4                  | 95.4 x 104.9                 | 95.4 x 87.4                  | 95.4 x 104.9                 | 95.4 x 104.9                 |
| No. of valves  | 8                      | 8                     | 16                           | 8                      | 8                | 16                           | 16                           | 16                           | 16                           | 16                           |
| Power (kW) @ r/min   | 58 @ 3800              | 58 @ 3800             | 100 @ 3600                   | 58 @ 3800              | 58 @ 3800        | 100 @ 3600                   | 100 @ 3600                   | 100 @ 3600                   | 130 @ 3600                   | 130 @ 3600                   |
| Torque (Nm) @ r/min  | 176 @ 1800             | 176 @ 1800            | 320 @ 1800 - 2800            | 176 @ 1800             | 176 @ 1800       | 320 @ 1800 - 2800            | 320 @ 1800 - 2800            | 320 @ 1800 - 2800            | 380 @ 1800 - 2800            | 380 @ 1800 - 2800            |
| Fuel system  | Direct Injection       | Direct Injection      | Common Rail Direct Injection | Direct Injection       | Direct Injection | Common Rail Direct Injection | Common Rail Direct Injection | Common Rail Direct Injection | Common Rail Direct Injection | Common Rail Direct Injection |
| Turbocharger   | Std                    | Std                   | Std                          | Std                    | Std              | Std                          | Std                          | Std                          | Std                          | Std                          |
| Intercooler  | -                      | -                     | Std                          | -                      | -                | Std                          | Std                          | Std                          | Std                          | Std                          |
| <b>Fuel Consumption <sup>(#1)</sup></b>                            |                        |                       |                              |                        |                  |                              |                              |                              |                              |                              |
| Combined cycle (l/100km)   | 7.9                    | 7.9                   | 7.6                          | 7.9                    | 7.9              | 7.6                          | 7.6                          | 8.2                          | 7.7                          | 8.1                          |
| Combined CO <sub>2</sub> emissions (g/km)                          | 208                    | 208                   | 199                          | 208                    | 208              | 199                          | 199                          | 217                          | 203                          | 213                          |
| <b>Transmission</b>  |                        |                       |                              |                        |                  |                              |                              |                              |                              |                              |
| Transmission type  | 5-Speed Manual         | 5-Speed Manual        | 5-Speed Manual               | 5-Speed Manual         | 5-Speed Manual   | 5-Speed Manual               | 5-Speed Manual               | 5-Speed Manual               | 5-Speed Manual               | 5-Speed Manual               |
| <b>Rear Differential</b>   |                        |                       |                              |                        |                  |                              |                              |                              |                              |                              |
| Differential lock  | -                      | -                     | -                            | -                      | -                | -                            | Std                          | Std                          | Std                          | Std                          |
| <b>Wheel / Tyres</b>   |                        |                       |                              |                        |                  |                              |                              |                              |                              |                              |
| Tyre size  | 215/70R16C             | 205R16C               | 245/70R16C                   | 215/70R16C             | 205R16C          | 245/70R16C                   | 245/70R16C                   | 245/70R16                    | 255/60R18                    | 255/60R18                    |
| Wheel type / size  | Steel 6.5J x 16 (41ET) | Steel 6.5J x 16       | Steel 6.5J x 16              | Steel 6.5J x 16 (41ET) | Steel 6.5J x 16  | Steel 6.5J x 16              | Alloy 7J x 16                | Steel 6.5J x 16              | Alloy 18" x 7.5J             | Alloy 18" x 7.5J             |
| Full size spare wheel / size                                       | Steel 6.5J x 16 (41ET) | Steel 6.5J x 16       | Steel 6.5J x 16              | Steel 6.5J x 16 (41ET) | Steel 6.5J x 16  | Steel 6.5J x 16              | Steel 6.5J x 16              | Steel 6.5J x 16              | Alloy 18" x 7.5J             | Alloy 18" x 7.5J             |
| <b>Mass / Capacity</b>   |                        |                       |                              |                        |                  |                              |                              |                              |                              |                              |
| Tare mass (kg)   | TBA                    | TBA                   | TBA                          | 1630                   | 1670             | 1710                         | 1750                         | 1830                         | 1805                         | 1900                         |
| Payload (kg)   | -                      | -                     | -                            | 1174                   | 1133             | 1233                         | 1199                         | 1233                         | 1256                         | 1158                         |
| Towing capacity (kg): unbraked trailer <sup>(#2)</sup>             | 750                    | 750                   | 750                          | 750                    | 750              | 750                          | 750                          | 750                          | 750                          | 750                          |
| Towing capacity / Rating (kg): braked trailer <sup>(#2)</sup>      | 2100                   | 2100                  | 2100                         | 2100                   | 2100             | 2100                         | 2100                         | 2100                         | 3500                         | 3500                         |
| Fuel tank capacity (l)   | 80                     | 80                    | 80                           | 80                     | 80               | 80                           | 80                           | 80                           | 80                           | 80                           |
| <b>Safety Features</b>   |                        |                       |                              |                        |                  |                              |                              |                              |                              |                              |
| Anti-Lock Brakes (ABS)   | -                      | -                     | Std                          | -                      | -                | Std                          | Std                          | Std                          | Std                          | Std                          |
| Electronic Brake-Force Distribution (EBD)                          | -                      | -                     | Std                          | -                      | -                | Std                          | Std                          | Std                          | Std                          | Std                          |
| Brake Assist System (BAS)  | -                      | -                     | Std                          | -                      | -                | Std                          | Std                          | Std                          | Std                          | Std                          |
| Electronic Stability Control (ESC) with traction control           | -                      | -                     | Std                          | -                      | -                | Std                          | Std                          | Std                          | Std                          | Std                          |
| Hill Start Assist (HSA)  | -                      | -                     | Std                          | -                      | -                | Std                          | Std                          | Std                          | Std                          | Std                          |
| Hill Descent Control (HDC)   | -                      | -                     | Std                          | -                      | -                | Std                          | Std                          | Std                          | Std                          | Std                          |
| Driver and front passenger airbags                                 | -                      | -                     | Std                          | -                      | -                | Std                          | Std                          | Std                          | Std                          | Std                          |
| Park Distance Control (PDC)  | -                      | -                     | -                            | -                      | -                | -                            | -                            | -                            | Std                          | Std                          |
| <b>Security Features</b>   |                        |                       |                              |                        |                  |                              |                              |                              |                              |                              |
| Remote controlled central locking                                  | -                      | -                     | -                            | -                      | -                | -                            | Std                          | -                            | Std                          | Std                          |
| Remote keyless entry   | -                      | -                     | -                            | -                      | -                | -                            | -                            | Std                          | -                            | -                            |
| Anti-theft alarm system  | -                      | -                     | -                            | -                      | -                | -                            | Std                          | Door activated only          | Std                          | Std                          |
| Transponder immobiliser system                                     | Std                    | Std                   | Std                          | Std                    | Std              | Std                          | Std                          | Std                          | Std                          | Std                          |
| <b>Interior / Exterior Lighting</b>                                |                        |                       |                              |                        |                  |                              |                              |                              |                              |                              |
| Front fog lights   | -                      | -                     | -                            | -                      | -                | -                            | Std                          | -                            | Std                          | Std                          |
| Headlight cluster with integrated LED Daytime Running Lights (DRL) | -                      | -                     | -                            | -                      | -                | -                            | -                            | -                            | Std                          | Std                          |
| Halogen headlights   | Multi-Reflector        | Multi-Reflector       | Multi-Reflector              | Multi-Reflector        | Multi-Reflector  | Multi-Reflector              | Multi-Reflector              | Multi-Reflector              | Projector                    | Projector                    |
| <b>Exterior Features</b>   |                        |                       |                              |                        |                  |                              |                              |                              |                              |                              |
| Front bumper colour  | Material Grey          | Material Grey         | Material Grey                | Material Grey          | Material Grey    | Material Grey                | Body colour                  | Body colour                  | Body colour                  | Body colour                  |
| Rear bumper colour   | -                      | -                     | -                            | -                      | -                | -                            | Black                        | Black                        | Chrome                       | Chrome                       |
| Exterior door handle colour  | Material Black         | Material Black        | Material Black               | Material Black         | Material Black   | Material Black               | Body colour                  | Material Black               | Chrome                       | Chrome                       |

| MODEL  | KB 250 (LEED)          | KB 250 (LEED)          | KB 250 HO              | KB 250 (LEED)          | KB 250 (LEED)          | KB 250 HO              | KB 250 HO               | KB 250 HO                       | KB 250 HO                             | KB 300                                | KB 300                     |
|--|------------------------|------------------------|------------------------|------------------------|------------------------|------------------------|-------------------------|---------------------------------|---------------------------------------|---------------------------------------|----------------------------|
| TRIM   | BASE CHASSIS CAB       | FLEETSIDE CHASSIS CAB  | FLEETSIDE CHASSIS CAB  | BASE                   | FLEETSIDE              | FLEETSIDE              | LE                      | HI-RIDER                        | LX                                    | LX                                    |                            |
| DRIVE CONFIGURATION  | 4x2                    | 4x2                    | 4x2                    | 4x2                    | 4x2                    | 4x2                    | 4x2                     | 4x4                             | 4x2                                   | 4x4                                   |                            |
| Exterior mirror colour   | Black                  | Black                  | Black                  | Black                  | Black                  | Black                  | Black                   | Body colour with side indicator | Black                                 | Chrome with side indicator            | Chrome with side indicator |
| Exterior mirrors   | Manual                 | Manual                 | Manual                 | Manual                 | Manual                 | Manual                 | Electrically adjustable | Electrically adjustable         | Electrically adjustable & retractable | Electrically adjustable & retractable |                            |
| Side steps   | -                      | -                      | -                      | -                      | -                      | -                      | -                       | -                               | Std                                   | Std                                   |                            |
| Mudflaps   | Std                    | Std                    | Std                    | Std                    | Std                    | Std                    | Std                     | Std                             | Std                                   | Std                                   |                            |
| <b>Interior Features</b>   |                        |                        |                        |                        |                        |                        |                         |                                 |                                       |                                       |                            |
| Power Assisted Steering (PAS)  | Std                    | Std                    | Std                    | Std                    | Std                    | Std                    | Std                     | Std                             | Std                                   | Std                                   | Std                        |
| Leather steering wheel with multifunction controls   | -                      | -                      | -                      | -                      | -                      | -                      | -                       | -                               | Std                                   | Std                                   |                            |
| Seat trim  | Canvas                 | Canvas                 | Canvas                 | Canvas                 | Canvas                 | Canvas                 | Cloth                   | Cloth                           | Cloth                                 | Cloth                                 |                            |
| Air conditioner  | -                      | Manual                 | Manual                 | -                      | Manual                 | Manual                 | Manual                  | Manual                          | Manual                                | Manual                                |                            |
| Cruise control   | -                      | -                      | -                      | -                      | -                      | -                      | -                       | -                               | Std                                   | Std                                   |                            |
| Multi Information Display (MID)  | -                      | Std                    | Std                    | Std                    | Std                    | Std                    | Std                     | Std                             | Std                                   | Std                                   |                            |
| Electrically operated windows featuring "Express Up and Down" for driver with jam protection                                     | -                      | -                      | -                      | -                      | -                      | -                      | Std                     | Std                             | Std                                   | Std                                   |                            |
| 12-V auxiliary power supply  | 2                      | 2                      | 2                      | 2                      | 2                      | 2                      | 2                       | 2                               | 2                                     | 2                                     |                            |
| Centre console storage box with lid  | -                      | -                      | -                      | -                      | -                      | -                      | Std                     | -                               | Std                                   | Std                                   |                            |
| <b>Infotainment</b>  |                        |                        |                        |                        |                        |                        |                         |                                 |                                       |                                       |                            |
| Radio tuner with RDS, front loading CD player, MP3 functionality and Bluetooth audio streaming with integrated mobile hands-free | -                      | -                      | -                      | -                      | -                      | -                      | Std                     | Std                             | Std                                   | Std                                   |                            |
| Audio input terminal: auxiliary, iPod  | -                      | -                      | -                      | -                      | -                      | -                      | Std                     | -                               | Std                                   | Std                                   |                            |
| Front - Single USB port  | -                      | -                      | -                      | -                      | -                      | -                      | Std                     | Std                             | Std                                   | Std                                   |                            |
| Front - Single USB charge port   | -                      | -                      | -                      | -                      | -                      | -                      | -                       | -                               | Std                                   | Std                                   |                            |
| No. of speakers  | -                      | -                      | -                      | -                      | -                      | -                      | 2                       | 2                               | 4                                     | 4                                     |                            |
| Steering wheel audio controls  | -                      | -                      | -                      | -                      | -                      | -                      | -                       | -                               | Std                                   | Std                                   |                            |
| <b>Options</b>   |                        |                        |                        |                        |                        |                        |                         |                                 |                                       |                                       |                            |
| Differential lock  | Available              | Available              | Available              | Available              | Available              | Available              | -                       | -                               | -                                     | -                                     |                            |
| Colour-coded bumper  | Available              | Available              | Available              | Available              | Available              | Available              | -                       | -                               | -                                     | -                                     |                            |
| 16" Alloy wheels & 205/70R16C tyre (All Terrain)   | -                      | Available              | -                      | -                      | Available              | -                      | -                       | Available                       | -                                     | -                                     |                            |
| 16" Alloy wheels & 245/70R16C tyre (All Terrain)   | -                      | -                      | Available              | -                      | -                      | Available              | -                       | -                               | -                                     | -                                     |                            |
| 17" Alloy wheels & 255/65R17 tyre (All Terrain)  | -                      | -                      | -                      | -                      | -                      | -                      | Available               | -                               | Available                             | Available                             |                            |
| 17" Alloy wheels & 255/65R17 tyre (Highway Pattern)(#3)  | -                      | -                      | -                      | -                      | -                      | -                      | Available               | -                               | Available                             | Available                             |                            |
| 18" Alloy wheels & 255/60R18 tyre (All Terrain)  | -                      | -                      | -                      | -                      | -                      | -                      | Available               | Available                       | -                                     | -                                     |                            |
| Sliding rear window (Cab slider)   | Available              | Available              | Available              | Available              | Available              | Available              | Available               | Available                       | Available                             | Available                             |                            |
| Seat trim - black leather trim manual adjustable driver seat   | -                      | -                      | -                      | -                      | -                      | -                      | Available               | -                               | Available                             | Available                             |                            |
| Radio tuner with RDS, front loading CD player, MP3 functionality and Bluetooth audio streaming with integrated mobile hands-free | Available              | Available              | Available              | Available              | Available              | Available              | -                       | Available                       | -                                     | -                                     |                            |
| Metallic paint   | Available              | Available              | Available              | Available              | Available              | Available              | Available               | Available                       | Available                             | Available                             |                            |
| <b>Warranty / Service Intervals</b>  |                        |                        |                        |                        |                        |                        |                         |                                 |                                       |                                       |                            |
| Warranty and roadside assistance   | 5 Years / 120 000 km   | 5 Years / 120 000 km   | 5 Years / 120 000 km   | 5 Years / 120 000 km   | 5 Years / 120 000 km   | 5 Years / 120 000 km   | 5 Years / 120 000 km    | 5 Years / 120 000 km            | 5 Years / 120 000 km                  | 5 Years / 120 000 km                  |                            |
| Anti-corrosion warranty  | 5 Years / Unlimited km | 5 Years / Unlimited km | 5 Years / Unlimited km | 5 Years / Unlimited km | 5 Years / Unlimited km | 5 Years / Unlimited km | 5 Years / Unlimited km  | 5 Years / Unlimited km          | 5 Years / Unlimited km                | 5 Years / Unlimited km                |                            |
| Service plan   | 5 Years / 90 000 km    | 5 Years / 90 000 km    | 5 Years / 90 000 km    | 5 Years / 90 000 km    | 5 Years / 90 000 km    | 5 Years / 90 000 km    | 5 Years / 90 000 km     | 5 Years / 90 000 km             | 5 Years / 90 000 km                   | 5 Years / 90 000 km                   |                            |
| Service intervals  | 12 Months / 15 000 km  | 12 Months / 15 000 km  | 12 Months / 15 000 km  | 12 Months / 15 000 km  | 12 Months / 15 000 km  | 12 Months / 15 000 km  | 12 Months / 15 000 km   | 12 Months / 15 000 km           | 12 Months / 15 000 km                 | 12 Months / 15 000 km                 |                            |

Notes:

(<sup>†1</sup>) Fuel economy & CO<sub>2</sub> data as per ECE R101 / SANS 20101 regulation. Note that the actual fuel consumption will depend on many factors including the driver's driving habits, prevailing conditions and the vehicle's equipment, condition and use.

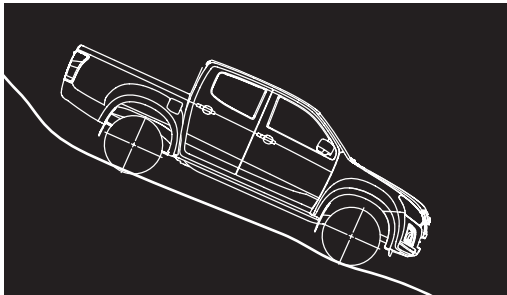
(<sup>†2</sup>) Towing capacity subject to South African Road Traffic Act. The weight of the towing vehicle, including trailer towball load, must not exceed the Gross Vehicle Mass (GVM). The combined weight of the fully loaded vehicle and trailer must not exceed the Gross Combination Mass (GCM). Maximum individual axle loads (GA1 & GA2) must not be exceeded (e.g.: if a 3.0L Diesel is towing 3,500 kg, its maximum Vehicle Mass is 2,500 kg in order to be within GCM).

(<sup>†3</sup>) Low rolling resistance tyres with improved fuel efficiency.


Disclaimer: Specifications correct at time of printing and may subsequently change. Please contact your nearest dealer to confirm any specification changes. Date of print January 2018.

# ACTIVE SAFETY FEATURES

The best accident is no accident at all. Isuzu is packed with features that will keep you out of trouble.



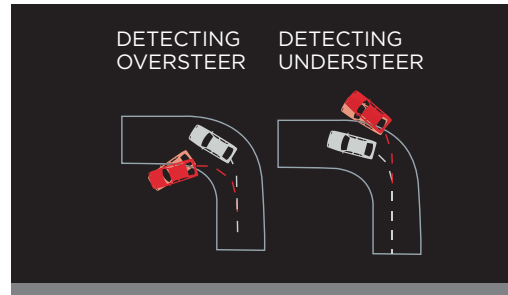
HDC IN FORWARD MOTION



HDC IN REVERSE MOTION



REARVIEW CAMERA



ELECTRONIC STABILITY CONTROL

## Emergency Brake Assist

In emergency situations, drivers can often panic when hitting the brakes. EBA detects emergency braking and takes over for you, applying maximum pressure to dramatically reduce stopping distance.

## Electronic Brake-Force Distribution

EBD spreads braking power to wheels that need it most, at the front or the rear, based on what you are carrying. When fully loaded, this dramatically reduces your stopping distance.

## Traction Control System

If the KB detects any wheel spin, the TCS applies brake pressure to the over-spinning wheels and gives you better control.

## Daytime Running Lights

Daytime Running Lights help improve the visibility of your KB to others on the road, even when your headlights are not turned on.

Disclaimer: These features are only available on selected Isuzu models.

## Rearview Camera

You'll have eyes in the back of your head with a reversing camera and rear parking sensors available across the range – perfect for tricky parking situations, or reversing out of a narrow driveway.

## Hill Descent Control

Hill Descent Control electronically applies brakes to ensure a smooth, controlled descent and will give you the confidence to tackle tricky downhill terrain.

## Hill Start Assist

For added driver control and safety, the Electronic Brake Control will automatically engage the Hill Start Assist to prevent vehicle roll-back when starting on steep gradients (above 5.7 degrees).

## Electronic Stability Control

The ultimate in active safety. Through a network of sensors throughout the vehicle, ESC can detect if you are over or understeering. It then commands ABS, TCS and the engine management computer to make sure you stay in control. It's like a third hand on the steering wheel, keeping you safe.



SCULPTURED HEADLAMP INCORPORATING DRL'S