

ISUZU
TRUCKS
CELEBRATING
25
YEARS LEADERSHIP
1989 - 2013

We
share
the
load.

ISUZU
RELIABILITY IS EVERYTHING

F SERIES

GVM: 10,400 – 24,000KG GCM: 16,000 – 36,000KG




EFFECTIVE
MAR 2014



64 GREAT WAYS WE SHARE YOUR LOAD.

ISUZU HAS BEEN THE LEADING TRUCK BRAND IN AUSTRALIA FOR 25 YEARS STRAIGHT*. A DOMINANT POSITION EARNED BY OFFERING YOU SAFETY, PERFORMANCE, DRIVEABILITY, COMFORT, OPERATING COSTS, PRODUCTIVITY AND, ABOVE ALL, OUR LEGENDARY RELIABILITY. THE F SERIES BOASTS 64 MODELS INCLUDING SINGLE CABS, CREW CABS, TIPPERS AND 4X4s, WITH VARIOUS ENGINES, TRANSMISSIONS, WHEELBASES AND SUSPENSIONS. MANY VARIANTS HAVE FUPS, FRONT UNDER-RUN PROTECTION SYSTEMS. WITH DIFF LOCKS (ON SELECTED MODELS) AND INCREASED POWER, LIFTING THEIR POPULARITY IN THE 'TOW AND TILT' BUSINESS. ALL OF THIS WILL HELP MAKE YOUR DAILY GRIND MUCH LESS OF A GRIND, WHATEVER YOUR APPLICATION. AND BY CONTINUING TO SHARE THE LOAD WITH YOU WE HOPE TO NEVER SHARE THE LEAD WITH ANYONE.



THE F SERIES

OUR F SERIES COMES WITH MANY DIFFERENT MODEL CONFIGURATIONS. A FEW PAGES ON YOU'LL FIND THE SPECIFICATIONS, BUT HERE'S THE BIG PICTURE. SINGLE-CAB 4X2s, 6X2s AND 6X4s. SEVERAL CREW CABS AND 4X4s. AND A READY-TO-WORK TIPPER. WE CAN SHARE YOUR LOAD, WHATEVER IT MAY BE.

- Isuzu diesel engines, in four ratings.
- 6-speed manual, auto and AMT transmission.
- 9-speed manual transmission.
- Short, medium, medium-long, long and extra-long wheelbases.
- ISRI 6860 air-suspension driver's seat.
- First-class cabs come standard with three seats (seven seats in crew cabs).
- Integrated air-conditioning.
- DAVE media system, with digital radio, DVD, MP3, voice-control and Bluetooth.



**10,400KG GVM
ECONOMICAL
4 CYLINDER POWER**

THE BASE MODEL OF ISUZU'S F SERIES BUT WITH STANDARD ISRI 6860 SUSPENSION DRIVER'S SEAT IT'S ANYTHING BUT BASIC. OPTIONS INCLUDE AMT TRANSMISSION AND REAR AIRBAG SUSPENSION. THEN THERE'S A READY-TO-GO TIPPER, CREW CAB AND 4X4 CONFIGURATION OPTION WITH THE STANDARD 4X2 AND CREW CAB (GVM 10,000KG GVM ON 4X4 MODELS).

- Isuzu SITEC III 205 diesel.
- 6-speed manual and AMT transmissions.
- Short, medium, long and extra-long wheelbases.
- Integrated air-conditioning.
- Automatic climate-control in Premiums.
- First-class cabs come standard with three seats (seven seats in crew cabs).
- DAVE media system, with digital radio, DVD, MP3, voice-control and Bluetooth.
- Drink holders and stacks of storage.



**11,000-15,000KG GVM
BIG 6 POWER:
176 – 191kW (235 – 255HP)**

THIS IS THE F SERIES RANGE WHERE ALL THE OPTIONS ARE THERE FOR YOU TO SPECIFY THE TRUCK THAT MEETS YOUR NEEDS. A RANGE OF GVMS TO SELECT, STANDARD AND PREMIUM, 6-SPEED MANUAL OR AMT, ALLISON AUTO AVAILABILITY ON SOME MODELS AND A HOST OF WHEELBASE OPTIONS THROUGHOUT. THEN, 4X4 AND CREW CAB MODELS EACH IN A RANGE OF CAPACITIES.

- Isuzu SITEC III 235 (176kW/235hp) standard engine.
- Isuzu SITEC III 255 (191kW/255hp) available with 11,000kg, 12,000kg and 14,000kg GVM models (standard on 15,000kg GVM model).
- 6-speed manual and AMT transmissions available on most models.
- Integrated air-conditioning.
- ISRI 6860 air-suspension driver's seat.
- DAVE media system, with digital radio, DVD, MP3, voice-control and Bluetooth.
- Drink holders and tons of storage.



16,500KG GVM
4X2, 6X2, 6X4

F SERIES 'MAXIMUM CAPACITY'* RANGE INCLUDING STANDARD 4X2, 6X2 LAZY AXLE AND 6X4 TANDEM AXLE CONFIGURATIONS. ALL POWERED BY THE HIGHLY-REGARDED ISUZU SITEC III 295 (221KW/295HP) TURBO, INTERCOOLED DIESEL.

- 4x2 FVR is available with spring or Hendrickson airbag suspension and 9-speed manual or 6-speed auto transmissions. With 3 wheelbases to suit a range of applications.
- 6x2 available with steel spring or airbag suspension.
- 6x4 is available with spring or Hendrickson airbag suspension and 9-speed manual or 6-speed auto transmissions. Three wheelbases available to suit a range of applications.
- Integrated air-conditioning (climate-control in Premium).
- ISRI 6860 air-suspension driver's seat.
- DAVE media system, with digital radio, DVD, MP3, voice-control and Bluetooth.
- Drink holders and loads of storage for six.

*This is not Isuzu's maximum capacity range, only in F Series models. FX, FJ, FY and Giga have higher capacity ratings than this.

DON'T MISS A THING.

An F Series option that offers you the miracle of (almost) 360° vision. Operating through a unique multi-view digital touchscreen audio-visual unit, a camera system puts you all over the truck. You can have cameras in four different positions, all displaying at the same time, and even with audio. It shares the load of manoeuvring in tight spots.




THE INS AND OUTS OF YOUR DAY.

Deep non-slip steps and wide doors opening to 90° ensure getting in and out of an Isuzu cab is never a pain, no matter how many times a day you have to do it.

CONTROL YOUR SPEED, AND YOUR CLIMATE.

Helping in sharing your load, we control them for you. Advanced electronic cruise-control and automatic climate-control air-conditioning are both standard in all models.



CARRY LOADS IN THE CAB.

Cabs are anything but afterthoughts with Isuzu. For instance, you'll find stacks of storage space and locations for all your stuff. Along with heaps of room for you and your workmates as well, including generous stretch-out legroom. All in all, it's a very comfy and accommodating place to be.



MEET DAVE, YOUR STREET-SMART SIDEKICK.

Our Digital Audio Visual Equipment, the ultimate cab infotainment system, is right at your fingertips. Navigate through the simple menu to play your favourite songs or (digital) station, or, for even greater convenience and safety, use voice-controls for many of the functions available. Hands-free Bluetooth is standard, and sat-nav and tyre-pressure monitoring are optional. You'll never work alone.


REINVENTING THE WHEEL.

The longer your day, the more you'll appreciate ergonomics. Take the wheel. It tilts and telescopes at a touch, so you'll readily arrive at a driving position that's comfortable for you, even at the end of a long shift.



A VERY SAFE HAVEN.

All F Series cabs comply with the latest ECE-R29 standard, so they are truly world-class. Double side-intrusion bars, seatbelt pre-tensioners and load-limiters, and driver and passenger airbags are all standard. Along with traction control and a whole list of other safety systems. In an Isuzu, you will always work safe.



SEE AROUND CORNERS.

Turning into laneways and driveways, as you know, can be tricky. Especially at night. That's when our cornering lamps share the load. Turning on your indicators turns them on as well, while your headlights still aim forwards.



BRAKING AS EASY AS ABS.

All our F Series Trucks come standard with the latest-generation ABS, so you can safely steer clear of trouble while you brake hard. Taking the panic out of sudden stops. Isuzu ASR* Anti-Skid Regulator, helps out as well. Sharing the load of keeping you safe.

*Not available on 4x4, FTR and FV models.

POWER WINDOWS: CLEARLY EASIER.

Windows without the winding. Right across the range, power windows are standard. It mightn't seem like a big deal these days, but at the end of a long day you'll be glad they're there.



THE BEST SEAT IN THE BUSINESS.

All F Series have the ISRI 6860 air-suspension driver's seat as standard. And it's anything but standard. It incorporates a lap-sash seatbelt, head restraint, dual-stage air lumbar/lateral support, integrated pneumatic system, adjustable shock-absorber and body-hugging upholstery from head to knee. Sharing the load for the sake of your body.



CONVENIENCE THAT CLICKS.


As you'll see, we've made our cabs easy and safe to get in and out of. Remote, keyless entry and locking make it convenient as well. And if you're in and out of your truck all day long, it's a feature you'll really appreciate.

*Remote shown is for illustrative purposes only.



THE F SERIES BY NUMBERS.

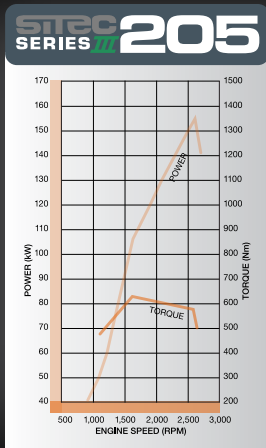
There are no less than 64 different models in the impressive F Series range. Here you'll find the basic specifications for all of these models. Remember there's always our ISIS software to make your choice both easier and surer (see over). Pointing you to the one that'll best share the load with you.



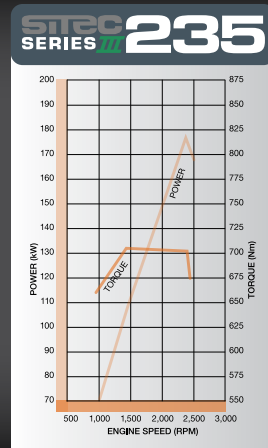
SPECIFICATIONS

F SERIES 4x2, 6x2, 6x4 RANGE

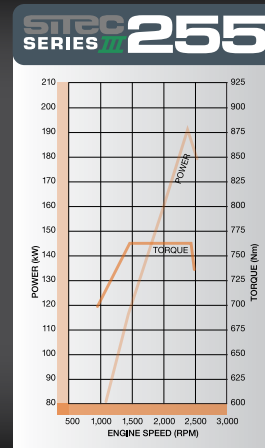
MODEL	GVM (kg)	GCM (kg)	ENGINE	POWER (kW@RPM)	TORQUE (Nm@RPM)	TRANSMISSION (GEARS/TYPE)	WHEELBASE (mm)
FRR 500	10,400	16,000	SITEC III 205	151 @ 2,600	637 @ 1,600	6-speed manual	Medium: 4,060 / Long: 4,660 / X-Long: 5,320
PTO						6-speed AMT	Long: 4,660 / X-Long: 5,320 Short: 3,790
FRD 500	10,400	16,000	SITEC III 205	151 @ 2,600	637 @ 1,600	6-speed manual	X-Long: 5,320
FRR 600	11,000	16,000	SITEC III 235	176 @ 2,400	706 @ 1,450	6-speed manual	Medium: 4,360 / Long: 5,160 / X-Long: 5,560
Premium*						6-speed auto	Medium: 4,360 / Long: 5,160
						6-speed AMT	Medium: 4,360 / Long: 5,160
FRR 600 S	11,000	16,000	SITEC III 255	191 @ 2,400	761 @ 1,450 - 2,400	6-speed manual	Medium: 4,360 / Long: 5,160
Premium*		15,000				6-speed auto	Long: 5,160
FSR 700 / 850	12,000/14,000	18,000/20,000	SITEC III 235	176 @ 2,400	706 @ 1,450	6-speed manual	Long: 5,560
Auto*						6-speed auto	Short: 3,790
Premium		15,000				6-speed AMT	Long: 5,660 / X-Long: 6,560
						6-speed auto	Long: 5,560
FSD 700 / 850 S	12,000/14,000	18,000/20,000	SITEC III 255	191 @ 2,400	761 @ 1,450 - 2,400	6-speed manual / AMT	Long: 5,560
Premium		15,000				6-speed auto	
FTR 900	15,000	24,000	SITEC III 255	191 @ 2,400	761 @ 1,450 - 2,400	6-speed manual	Medium: 4,250 / M/Long: 6,050 / Long: 6,500
Premium*						6-speed AMT	M/Long: 6,050 / Long: 6,500
FVR 1000	16,500	32,000	SITEC III 295	221 @ 2,400	981 @ 1,450	9-speed manual	Medium: 4,250 / Long: 6,500
Auto						6-speed auto	M/Long: 5,550
FVD 1000	16,500	32,000	SITEC III 295	221 @ 2,400	981 @ 1,450	9-speed manual	Long: 6,500
Auto						6-speed auto	M/Long: 5,550 / Long: 6,500
FVM 1400 (6x2)	23,000	32,000	SITEC III 295	221 @ 2,400	981 @ 1,450	9-speed manual	Long: 6,470
FVL 1400 (6x2)	24,000	32,000	SITEC III 295	221 @ 2,400	981 @ 1,450	9-speed manual	Long: 6,470
Auto						6-speed auto	
FVZ 1400 (6x4)	24,000	36,000	SITEC III 295	221 @ 2,400	981 @ 1,450	9-speed manual	Medium: 4,410 / Long: 6,470
Auto						6-speed auto	M/Long: 4,410 / Long: 5,300
FVY 1400 (6x4)	24,000	36,000	SITEC III 295	221 @ 2,400	981 @ 1,450	9-speed manual	Long: 6,470
Auto						6-speed auto	Medium: 4,410 / Long: 6,470



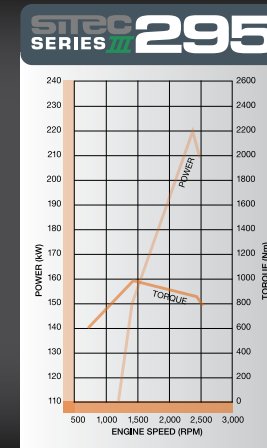
4-cylinder Isuzu SITEC Series III 205 is standard on FRR 500 models of 10,400kg GVM and delivers 151kW power and an impressive 637Nm torque.



6-cylinder Isuzu SITEC Series III 235 is specified on the FRR 600 FSR and FTS ranges. It delivers 176kW and an impressive 706Nm torque.



The Isuzu SITEC Series III 255 produces 191kW power and impressive 761Nm torque and is standard on FRD/FSD S models.



The Isuzu SITEC Series III 295 produces 221kW power and 981Nm torque and is standard on all FV models.

F SERIES TIPPER RANGE

MODEL	GVM (kg)	GCM (kg)	ENGINE	POWER (kW@RPM)	TORQUE (Nm@RPM)	TRANSMISSION (GEARS/TYPE)	WHEELBASE (mm)
FRR 500	10,400	16,000	SITEC III 205	151 @ 2,600	637 @ 1,600	6-speed manual 6-speed AMT	Medium: 3,784

F SERIES 4x4 RANGE

MODEL	GVM (kg)	GCM (kg)	ENGINE	POWER (kW@RPM)	TORQUE (Nm@RPM)	TRANSMISSION (GEARS/TYPE)	WHEELBASE (mm)
FSS 550 Crew	10,000	15,000	SITEC III 205	151 @ 2,600	637 @ 1,600	6-speed manual (+2 speed transfer case)	Medium: 3,365 Long: 4,200
FTS 800 Crew	13,900	18,000 (off-road) 20,500 (on-road)	SITEC III 235	176 @ 2,400	706 @ 1,450	6-speed manual (+2 speed transfer case)	Long: 4,250
Auto						6-speed auto (+2 speed transfer case)	

F SERIES CREW CAB RANGE

MODEL	GVM (kg)	GCM (kg)	ENGINE	POWER (kW@RPM)	TORQUE (Nm@RPM)	TRANSMISSION (GEARS/TYPE)	WHEELBASE (mm)
FRR 500	10,400	16,000	SITEC III 205	151 @ 2,600	637 @ 1,600	6-speed manual	Long: 5,160
FSS 550 4x4	10,400	16,000	SITEC III 205	151 @ 2,600	637 @ 1,600	6-speed manual	Medium: 4,200
FRR 600 Premium*	11,000	16,000	SITEC III 235	176 @ 2,400	706 @ 1,450	6-speed manual 6-speed AMT	Long: 5,160
FTS 800 4x4 Auto	13,900	18,000 (off-road) / 20,500 (on-road) 15,000	SITEC III 235	176 @ 2,400	706 @ 1,450	6-speed manual 6-speed auto	Medium: 4,250
FTR 900 Premium*	15,000	24,000	SITEC III 255	191 @ 2,400	706 @ 1,450 - 2,400	6-speed manual 6-speed AMT	M/Long: 6,050

WARRANTIES[†]

MODEL	VEHICLE	ENGINE	CABIN PERFORATION CORROSION	EXTENDED CARE WARRANTY [^]
FRR, FRD, FSR, FSD, FTR, FSS, FTS	3 years or 150,000 kilometres or 2,500 hours		3 years Unlimited kilometres	5 years or 300,000 kilometres
FVR, FVD, FVL, FVM, FVZ, FVY	3 years or 200,000 kilometres or 3,000 hours		3 years Unlimited kilometres	5 years or 300,000 kilometres

*Premium Pack includes the following specifications: Drivetrain: 6-speed AMT or 6-speed auto. Exterior: Chrome grille and fog lamps. Interior: Driver footrest, auto/climate control air-conditioning. #Refuse applications limited to 12,000kg GVM. †From delivery. ^Extended Care Warranty available at extra cost. Conditions apply.

Note: The above chart is a brief representation of the chassis specifications within the Isuzu F Series model range. For a detailed understanding of the model and specification variants, please refer to the applicable Isuzu model Specification Sheet. Subject to the conditions outlined in the IAL New Vehicle Warranty, the F Series models carry a standard factory warranty as above. Extended Care Warranty may be purchased to cover the owner against the failure of original components, but may exclude some components and expendable items such as oil, filters etc. Isuzu Roadside Assistance is valid for three years from the date of new vehicle purchases; All Isuzu warranties are subject to mandatory prescribed terms under Australian Consumer law including customer guarantees. For more details visit the Isuzu website which explains Isuzu Warranties in more detail, or alternatively contact your local dealer. All warranties commence from date of delivery. *Refer to Extended Care Brochure.

ISUZU CARE.

Reliability means so much more than just a mechanically reliable truck. Isuzu Care is the most comprehensive customer care truck programme ever seen in Australia, offering a suite of innovative support services and a level of customer care that's setting new industry standards. Wherever you may be, Care's as close as Freecall 1800 035 640.



THE CONNECTED TRUCK.

Isuzu 'Connect' telematics interconnects both truck and driver with your full support team, from the dispatcher to the service manager. To electronically, automatically and continuously share countless data, in real time, on virtually everything the truck and the driver do. From its brakes to his breaks. From how long it spent idling to where it spent the night. And in the process, makes all of you even better 'drivers', including the driver himself.



ISUZU ROADSIDE ASSIST.

Isuzu Assist is a 3-year, 24-hour roadside assistance program that comes at no extra cost with all new Isuzu Trucks. And while our trucks are renowned for their reliability, even if you run out of fuel, lose your keys, get a flat tyre (or battery), Isuzu Assist will be there to sort it out. Just Freecall 1800 947 898.

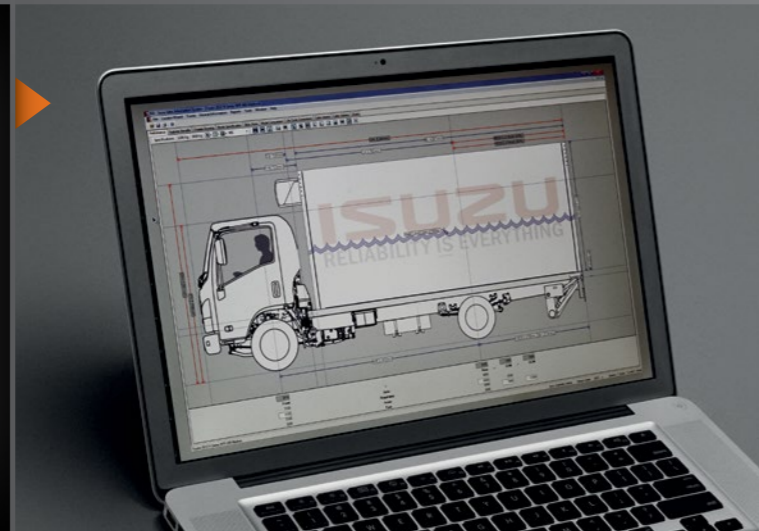


ISUZU SERVICE AGREEMENTS.

Truck maintenance costs can be unpredictable. However, Isuzu Service Agreements level out the costs of operating your Isuzu Truck. For one fixed monthly fee your truck is serviced to precise specifications by Isuzu technicians using high-tech diagnostic equipment and genuine Isuzu parts. And you can choose from a fixed-price Scheduled Services Plan right through to a comprehensive Total Repair and Maintenance Plan.

ISIS.

Isuzu Sales Information System (ISIS for short) is a software program the dealer will use to help you select the right truck and body for your application. Once it's been programmed with your information, ISIS simulates how the truck will perform in terms of its weight distribution, available power and other performance characteristics. So with ISIS, you're sure to find your perfect match.



ISUZU EXTENDED CARE.

Isuzu Extended Care* provides a two-year extension to Isuzu's three-year factory warranty. As well as the five-year factory warranty, you'll also receive five years of Isuzu's Customer Care programme and Isuzu Assist. Available when you buy your truck, it's the ultimate peace-of-mind.


*At additional cost



ISUZU TRUCK INSURANCE.

By joining forces with Australia's leading truck insurance specialist, NTI, Isuzu can now offer you access to a broad range of insurance products designed specifically for the transport industry, including Commercial Motor Policy, Public & Products Liability Policy, Marine Cargo Policy to cover the freight liability and carriers' cargo insurance, and Business Interruption Policy.





<p>We share the load.</p>	<p>ISUZU RELIABILITY IS EVERYTHING</p>
--	---

isuzu.com.au

TIC: Isuzu is a member of the Truck Industry Council – *Safer Greener Essential*. Isuzu Australia Limited ABN 97 006 962 572 ("IAL"). The information in this brochure was correct at time of printing, but all measurements, specifications and equipment are subject to change without notice. Some equipment may have been changed and/or is available at extra cost. IAL may make changes at any time without notice, in prices, colours, materials, equipment and models. IAL makes all reasonable attempts to ensure the availability of all vehicles and equipment. The information in this brochure is general in nature. Your Isuzu Truck Dealer can confirm all measurements, specifications and vehicle/equipment availability upon request. Any body illustrated is not standard equipment. MAR2014 F*S*A/ISZ9014